

Australian Democracy Tomorrow

**Where should we go,
How should we get there?**

**A survey of community
attitudes, beliefs and expectations**

from
The Australian National University
2005

OUR RESEARCH PROGRAMME

Hello, thank you for looking at our survey.

We are a research team at the Australian National University. We are interested in:

- tracking how well Australian democracy is working;
- how well government agencies are doing their job in the eyes of the Australian public and;
- what Australians want from their democracy in the future.

In the past few years, we have focussed on the tax system. We are now turning to wider questions about how well government is living up to the hopes and aspirations of Australians. Are you happy with the democracy we have - to which you also contribute your taxes?

Our questions are about many different aspects of the relationship between the Australian people and the machinery of Australian government.

WHAT WE WILL BE ASKING YOU

We begin this questionnaire by asking you to reflect on your financial security and wellbeing, and what is important to you in life. Then we move onto trust in various organisations and community groups, your expectations of government and your thoughts on democracy and how well it is working. A set of questions follows on how the world is changing and how you deal with it. Following are questions on your hopes for the world – how it should be and what are the things you value most. Tax is the next subject – what you think of the system and the Tax Office. We conclude by asking you your thoughts on the relationship between government and the people in Australia. Thank you for your assistance

Valerie Braithwaite
Principal Investigator
Australian National University 2005

HOW TO ANSWER THE QUESTIONS

- Please remember that for the purposes of this survey, questions about opinions and feelings have no right or wrong answers – we are interested in your personal opinion.
- Most questions have answer categories. Please circle the number below the category that comes closest to your opinion.

Example

How does your situation now compare with this time last year? Are you better off now, the same, or worse off?

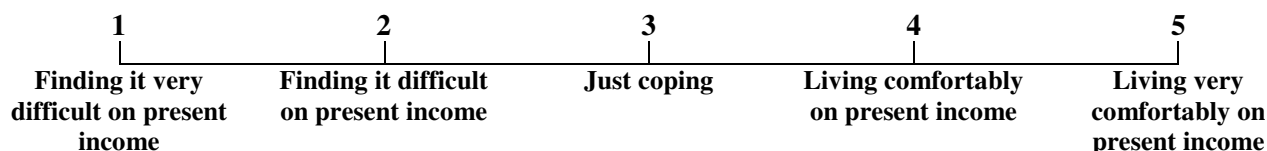
	Much worse off now	A little worse off now	About the same now	A little better off now	Much better off now
a) amount of money you are making.....	1	2	3	4	5

If the amount of money you are making is about the same now compared with last year you would circle “3” as shown above.

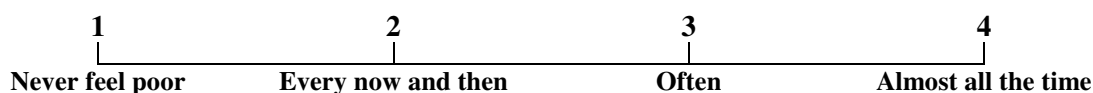
- For some questions the answer should be written in rather than circled. Please be as specific as possible when answering these questions.

YOUR FINANCIAL SECURITY AND WELLBEING

1. Which of the following comes closest to your feelings about your income these days? *Please circle the number which comes closest to your opinion.*



2. How often do you feel poor these days in the sense of not having enough money? *Please circle the number which comes closest to your opinion.*



3. How often do you feel financially secure these days? *Please circle the number which comes closest to your opinion.*



4. Some of us would like to have more opportunities in our lives for some activities and less for others. Do you hope to do more or less of the following:

	Hope to do much less!!	Hope to do less	Doing right amount now	Hope to do more	Hope to do much more!!	Not Applicable / Don't do it
a. spend time with friends?	1	2	3	4	5	-
b. spend time with family?	1	2	3	4	5	-
c. spend time on recreational activities?	1	2	3	4	5	-
d. learn new skills?	1	2	3	4	5	-
e. get more qualifications?	1	2	3	4	5	-
f. get out and have a good time?	1	2	3	4	5	-
g. voluntary work?	1	2	3	4	5	-

5. To what extent are the following objectives motivating forces in your life at the moment?

	Not at all	A little bit	Somewhat	To a fair degree	Very much so
a. finding an interesting job?	1	2	3	4	5
b. finding a well paid job?	1	2	3	4	5
c. finding a job of any kind?	1	2	3	4	5

	Not at all	A little bit	Somewhat	To a fair degree	Very much so
d. starting a family, or having a bigger family?	1	2	3	4	5
e. finding a partner?	1	2	3	4	5
f. buying a house, setting up a home?.....	1	2	3	4	5
g. going back to school, TAFE or university?.....	1	2	3	4	5
h. making a lot of money?.....	1	2	3	4	5

7. How do you think of yourself and your future?

	Not like me at all	Not much like me	Not sure	Somewhat like me	Very like me
a. What happens to me in the future mostly depends on me.....	1	2	3	4	5
b. I can do just about anything I really set my mind to.....	1	2	3	4	5
c. I feel that I have control over the direction my life is taking	1	2	3	4	5
d. I often feel helpless in dealing with the problems of life	1	2	3	4	5
e. I have little control over the things that happen to me	1	2	3	4	5
f. There is really no way I can solve some of the problems I have	1	2	3	4	5

8. How satisfied are you with the following aspects of your life?

	Dissatisfied								Satisfied
	1	2	3	4	5	6	7	8	9
a. what you are accomplishing in your life	1	2	3	4	5	6	7	8	9
b. your sense of purpose and meaning in life	1	2	3	4	5	6	7	8	9
c. how you handle problems	1	2	3	4	5	6	7	8	9
d. how interesting your day-to-day life is ..	1	2	3	4	5	6	7	8	9
e. how much fun you are having	1	2	3	4	5	6	7	8	9
f. the variety and diversity of your life.....	1	2	3	4	5	6	7	8	9
g. your overall living standard	1	2	3	4	5	6	7	8	9
h. your life as a whole	1	2	3	4	5	6	7	8	9

9. At this point in your life, how much are you relying on the following for your financial security?

	Not at all	A bit	A moderate amount	A great deal
a. buying shares or bonds.....	1	2	3	4
b. buying investment properties.....	1	2	3	4
c. taking on extra jobs.....	1	2	3	4
d. working longer hours.....	1	2	3	4
e. upgrading skills.....	1	2	3	4
k. taking out a life insurance policy.....	1	2	3	4
l. paying into a superannuation scheme or retirement fund.....	1	2	3	4
m. borrowing money for investment.....	1	2	3	4

10. Overall how satisfied are you now with...

	Not at all Satisfied	1	2	3	4	5	6	7	Completely Satisfied
a. The fairness of the Australian tax system		1	2	3	4	5	6	7	
b. The efficiency of the Australian tax system		1	2	3	4	5	6	7	

11. How often do you think of taxation as the government using its power to take away your hard earned money?

1	2	3	4	5
Never	Rarely	On occasion	Sometimes	Often

12. How often do you think of taxpaying as a way of giving back something to the country that has enabled you to make good?

1	2	3	4	5
Never	Rarely	On occasion	Sometimes	Often

13. Overall, how dissatisfied or satisfied are you with the way the government spends taxpayers' money? (Please circle a number)

Dissatisfied	1	2	3	4	5	Satisfied
	1	2	3	4	5	

TRUST IN AUSTRALIAN ORGANIZATIONS AND OTHERS YOU DEAL WITH

1. Following is a list of different organizations and community groups. Please indicate how much you trust each one by circling the number that is closest to how you feel.

	Trust them a lot	Trust them a fair bit	Trust them only a little	Do not trust them at all
a. Newspapers & television stations	1	2	3	4
b. The public schools in your area	1	2	3	4
c. The fire station in your area	1	2	3	4
d. Your local council.....	1	2	3	4
e. The hospitals in your area	1	2	3	4
f. The police stations in your area	1	2	3	4
g. The federal government	1	2	3	4
h. Law courts.....	1	2	3	4

2. How about these organisations and groups. How much do you trust them?

	Trust them a lot	Trust them a fair bit	Trust them only a little	Do not trust them at all
a. The Tax Office	1	2	3	4
b. Banks.....	1	2	3	4
c. Centrelink.....	1	2	3	4
d. Charities	1	2	3	4
e. Insurance companies	1	2	3	4
f. Consumer organizations and community advisory services.....	1	2	3	4
g. Those with whom you work.....	1	2	3	4
h. People you meet through clubs and community groups.....	1	2	3	4
i. Your close friends	1	2	3	4
j. Family	1	2	3	4
k. Friends and acquaintances	1	2	3	4
l. Neighbours.....	1	2	3	4

WHAT YOU EXPECT OF GOVERNMENT

1. Here are some things the government might do for the economy. Are you in favour of Government doing the following:

Yes!! – Strongly in favour
 Yes – In favour
 ?? – Neither in favour of nor against
 No – Against
 No!! – Strongly against

IN FAVOUR?

a. Cut government spending.....	Yes!!	Yes	??	No	No!!	Can't choose
b. Less government regulation of business	Yes!!	Yes	??	No	No!!	Can't choose
c. Cut income tax for the poor.....	Yes!!	Yes	??	No	No!!	Can't choose
d. Move people off welfare into the workforce	Yes!!	Yes	??	No	No!!	Can't choose
e. De-regulate the labour market by having workplace agreements.....	Yes!!	Yes	??	No	No!!	Can't choose
f. Negotiate free trade agreements with major trading partners	Yes!!	Yes	??	No	No!!	Can't choose
g. Cut income tax for the rich	Yes!!	Yes	??	No	No!!	Can't choose
h. Strengthen markets in order to increase price competition.....	Yes!!	Yes	??	No	No!!	Can't choose
i. Create apprenticeships and training opportunities.....	Yes!!	Yes	??	No	No!!	Can't choose

2. On the whole do you think it should or should not be the government's responsibility to ...

Yes!! – Definitely should be
 Yes – Probably should be
 No – Probably should not be
 No!! – Definitely should not be

Government's Responsibility?

a. Provide a job for every one who wants one	Yes!!	Yes	No	No!!	Can't choose
b. Keep prices under control	Yes!!	Yes	No	No!!	Can't choose
c. Provide health care for the sick	Yes!!	Yes	No	No!!	Can't choose
d. Provide a decent standard of living for the old ..	Yes!!	Yes	No	No!!	Can't choose
e. Provide industry with the help it needs to grow.	Yes!!	Yes	No	No!!	Can't choose

Government's Responsibility?

f. Provide a decent standard of living for the unemployed.....	Yes!!	Yes	No	No!!	Can't choose
g. Reduce income differences between the rich and poor.....	Yes!!	Yes	No	No!!	Can't choose
h. Give financial help to university students from low income families	Yes!!	Yes	No	No!!	Can't choose
i. Provide decent housing for those who can't afford it.....	Yes!!	Yes	No	No!!	Can't choose
j. Impose strict laws to make industry do less damage to the environment	Yes!!	Yes	No	No!!	Can't choose
j. Impose strict laws to protect the public from the dishonest conduct of corporate executives.....	Yes!!	Yes	No	No!!	Can't choose
k. Provide a good public transport system for all Australians	Yes!!	Yes	No	No!!	Can't choose
l. Provide a good telecommunications system for all Australians	Yes!!	Yes	No	No!!	Can't choose

YOUR VIEWS ON AUSTRALIAN DEMOCRACY

1. People have different views about how Australian democracy is going. Please indicate how much you agree or disagree with each of these views by circling the number that is closest to what you think.

	Strongly disagree	Disagree	Neither	Agree	Strongly agree
a. I'm always cynical about government processes ..	1	2	3	4	5
b. There's a dollar democracy that runs through our supposed democracy	1	2	3	4	5
c. I don't think we have enough input into legislation and the decisions that are important	1	2	3	4	5
d. Democracy is a term which has lost much of its original meaning	1	2	3	4	5
e. Our government is attempting to mould our society to the needs of a profit-oriented market.....	1	2	3	4	5
f. Free markets work because individual people, cooperating peacefully and voluntarily through markets, can achieve much that politicians and bureaucrats cannot achieve using compulsion and direction	1	2	3	4	5
g. Our society will be more secure and more attractive if it is also more equitable and humane, as well as more productive and efficient.....	1	2	3	4	5


	Strongly disagree	Disagree	Neither	Agree	Strongly agree
h. In Australia the rich have virtually unlimited access to the legal system and the capacity to use it to achieve their own ends.....	1	2	3	4	5
i. The true function of government is to maintain peace and justice: This does not include interfering in national or international trade or commerce, or in the private transactions of citizens, save only as they threaten peace and justice.....	1	2	3	4	5
j. In our democracy, we can hold our representatives accountable.....	1	2	3	4	5
k. Our community and nation should appeal to a spirit that each person is important, and has a way of influencing things	1	2	3	4	5
l. You don't have to wait three years to say "I'm not happy with the government": You can apply pressure, and enough people writing to the local member can turn the situation around.....	1	2	3	4	5
m. Our form of democracy is not perfect, but it beats by a long shot any other alternative we've been shown.....	1	2	3	4	5

2. Think about how the federal government in Australia works – the decisions that are made by parliament and the way those decisions are implemented by the public service. To what extent do you agree or disagree with the following statements:

When I think of how government works, I believe overall that it...	Strongly disagree	Disagree	Neither	Agree	Strongly agree
a. turns its back on its responsibility to Australians	1	2	3	4	5
b. takes advantage of people who are vulnerable.....	1	2	3	4	5
c. acts in the interests of all Australians	1	2	3	4	5
d. is trusted by me to administer the laws and rules fairly.....	1	2	3	4	5
e. misleads the Australian people.....	1	2	3	4	5
f. is open and honest in its dealing with citizens	1	2	3	4	5
g. meets its obligations to Australians	1	2	3	4	5

3. The following question asks you what you think is required to bring about and maintain trust in our federal government. In order to be trustworthy, how important is it for the federal government to

1 = Not at all 2 = Somewhat important 3 = Fairly important 4 = Important 5 = Very important 6 = Essential
--



	Not at all						Essential					
	1	2	3	4	5	6	1	2	3	4	5	6
a. Have a proven track record	1	2	3	4	5	6						
b. Have interest in the well-being of ordinary Australians	1	2	3	4	5	6						
c. Be accountable for its actions.....	1	2	3	4	5	6						
d. Treat Australians with respect.....	1	2	3	4	5	6						
e. Be efficient in its operations.....	1	2	3	4	5	6						
f. Be consistent in its decision making.....	1	2	3	4	5	6						
g. Not take risks	1	2	3	4	5	6						
h. Consult widely with different groups.....	1	2	3	4	5	6						
i. Share the goals of the people	1	2	3	4	5	6						
j. Keep citizens informed	1	2	3	4	5	6						
k. Understand the position of individual Australians.....	1	2	3	4	5	6						

4. In general, how do you feel about dealing with government departments?

	Strongly disagree		Disagree		Neither		Agree		Strongly agree	
	1	2	3	4	5	6	7	8	9	10
c. I feel a moral obligation to do what the government asks of me	1	2	3	4	5					
d. I enjoy talking to friends about loopholes in the law	1	2	3	4	5					
e. I don't care if I am not doing the right thing by the government.....	1	2	3	4	5					
h. I like the game of finding and using the grey area in the law	1	2	3	4	5					
i. I resent government rules and regulation.....	1	2	3	4	5					
j. It's best to turn a blind eye to government rules and regulations as much as you can	1	2	3	4	5					
k. Overall, I do what the government asks of me with good will	1	2	3	4	5					

	Strongly disagree	Disagree	Neither	Agree	Strongly agree
m. I think of government rules and regulations as protection for citizens	1	2	3	4	5
n. I don't take much notice of government rules and regulations	1	2	3	4	5
p. I enjoy the challenge of weaving my way around government rules and regulation.....	1	2	3	4	5
s. Complying with government rules and regulations is a responsibility that should be willingly accepted by all Australians	1	2	3	4	5
u. Going along with the government's rules and regulations is ultimately to everyone's advantage ..	1	2	3	4	5
w. Government departments may not be perfect, but they work well enough for most of us	1	2	3	4	5

5. Now think about government officials you have had dealings with. How much do you agree or disagree with the following:

	Strongly disagree	Disagree	Neither	Agree	Strongly agree
a. Government officials respect you more if you can give them a run for their money	1	2	3	4	5
b. Government officials are generally encouraging to those who have difficulty meeting their obligations through no fault of their own	1	2	3	4	5
f. If government officials get tough with me, I will become uncooperative with them	1	2	3	4	5
g. Government officials are more interested in catching you for doing the wrong thing, than helping you do the right thing	1	2	3	4	5
l. If you cooperate with government officials, they are likely to be cooperative with you	1	2	3	4	5
o. Cooperating with government officials is the right thing to do.....	1	2	3	4	5
q. If you don't cooperate with government officials, they will get tough with you	1	2	3	4	5
r. I do not take the authority of government officials seriously	1	2	3	4	5
t. Once you get on the wrong side of government officials, they will never change their mind about you	1	2	3	4	5
v. As a society we need more people willing to take a stand against government officials	1	2	3	4	5
w. It's impossible to satisfy the demands of government officials completely.....	1	2	3	4	5

HOW YOUR WORLD WORKS

1. There are many different opinions about how the economy works. How strongly do you agree or disagree with the following:

	Strongly disagree	Disagree	Neither	Agree	Strongly agree
a. Large firms often get together to cheat consumers by fixing the price of goods and services.....	1	2	3	4	5
b. In the last few years, the profit motive has come to dominate all aspects of our society.....	1	2	3	4	5
c. The profit some businesses make cannot be justified.....	1	2	3	4	5

2a. How about the following statements? *(Please circle a number)*

Competition brings out the worst in people, it makes them greedy and selfish	<table style="margin: auto; border-collapse: collapse;"> <tr> <td style="border-right: 1px solid black; padding: 0 5px;">1</td> <td style="border-right: 1px solid black; padding: 0 5px;">2</td> <td style="border-right: 1px solid black; padding: 0 5px;">3</td> <td style="border-right: 1px solid black; padding: 0 5px;">4</td> <td style="border-right: 1px solid black; padding: 0 5px;">5</td> <td style="border-right: 1px solid black; padding: 0 5px;">6</td> <td style="padding: 0 5px;">7</td> </tr> </table>	1	2	3	4	5	6	7	Competition is good, it encourages people to work hard and develop new ideas
1	2	3	4	5	6	7			

2b.

Today's reliance on market forces has deepened social inequality	<table style="margin: auto; border-collapse: collapse;"> <tr> <td style="border-right: 1px solid black; padding: 0 5px;">1</td> <td style="border-right: 1px solid black; padding: 0 5px;">2</td> <td style="border-right: 1px solid black; padding: 0 5px;">3</td> <td style="border-right: 1px solid black; padding: 0 5px;">4</td> <td style="border-right: 1px solid black; padding: 0 5px;">5</td> <td style="border-right: 1px solid black; padding: 0 5px;">6</td> <td style="padding: 0 5px;">7</td> </tr> </table>	1	2	3	4	5	6	7	Market forces have helped people to get ahead
1	2	3	4	5	6	7			

2c.

Consumers are much more vulnerable these days	<table style="margin: auto; border-collapse: collapse;"> <tr> <td style="border-right: 1px solid black; padding: 0 5px;">1</td> <td style="border-right: 1px solid black; padding: 0 5px;">2</td> <td style="border-right: 1px solid black; padding: 0 5px;">3</td> <td style="border-right: 1px solid black; padding: 0 5px;">4</td> <td style="border-right: 1px solid black; padding: 0 5px;">5</td> <td style="border-right: 1px solid black; padding: 0 5px;">6</td> <td style="padding: 0 5px;">7</td> </tr> </table>	1	2	3	4	5	6	7	Consumers are much more powerful these days
1	2	3	4	5	6	7			

3. How strongly do you agree or disagree with the following:

	Strongly disagree	Disagree	Neither	Agree	Strongly agree
a. Winning is everything	1	2	3	4	5
b. I enjoy situations that involve competition with others.....	1	2	3	4	5
c. Competition is the law of nature	1	2	3	4	5
d. Without competition it is not possible to have a good society.....	1	2	3	4	5
e. It annoys me when other people perform better than I do	1	2	3	4	5
f. It is not so important how one wins, but that one wins	1	2	3	4	5

4. Below are some statements on how people see rules and regulations. How much do you agree or disagree with each of these statements?

	Strongly disagree	Disagree	Neither	Agree	Strongly agree
a. People who obey rules often disadvantage themselves.....	1	2	3	4	5
b. It is never ok to break the law, not even minor ones.....	1	2	3	4	5
c. I do not care too much if other people think that I sometimes ‘bend’ the rules.....	1	2	3	4	5
d. It feels good to bend the rules and get away with it	1	2	3	4	5
e. Even if I had the chance to cheat I wouldn’t do so. It is morally wrong.	1	2	3	4	5
f. To make money, there are no right and wrong answers, only easy ways and hard ways	1	2	3	4	5
g. Sometimes you need to ignore the law and do what you want to	1	2	3	4	5
h. The idea of being caught puts me off doing anything wrong	1	2	3	4	5

5. These questions are about you, the sort of person you are:

	Strongly disagree	Disagree	Neither	Agree	Strongly agree
a. It’s important to be open to criticism from others.	1	2	3	4	5
b. I am grateful for all that I learn from other people.....	1	2	3	4	5
c. I don’t like to benefit at the expense of others	1	2	3	4	5
d. Humility is an important quality for all of us to have	1	2	3	4	5
e. It’s important to avoid acting in ways that make life difficult for others	1	2	3	4	5
f. I tend to learn from the mistakes I make	1	2	3	4	5
g. I respect all people irrespective of their status	1	2	3	4	5
h. I like to live modestly.....	1	2	3	4	5

6. Most people find themselves in situations in which they might consider doing some of the following. What do you think of the following ways of behaving?

	Never Justified								Always Justified
a. Agree to pay “in cash” in order to avoid GST or other taxes	1	2	3	4	5	6	7	8	9
b. Take something from your workplace with no intention of returning it	1	2	3	4	5	6	7	8	9
c. Claiming government benefits to which a person is not entitled.....	1	2	3	4	5	6	7	8	9
d. Avoiding a fare on public transport	1	2	3	4	5	6	7	8	9
e. Cheating on tax given the chance.....	1	2	3	4	5	6	7	8	9
f. Keeping money that you have found	1	2	3	4	5	6	7	8	9
g. Lying in your own interest	1	2	3	4	5	6	7	8	9
h. Parking cars in “No Parking” areas.....	1	2	3	4	5	6	7	8	9
i. During an insurance claim, adding items which had not been lost, damaged or stolen.....	1	2	3	4	5	6	7	8	9
j. Trying to claim for replacement items or refunds from a shop when you know you are not entitled to.....	1	2	3	4	5	6	7	8	9

6. And the following?

	Never Justified								Always Justified
a. Taking something small from a friend and not telling them.....	1	2	3	4	5	6	7	8	9
b. Not returning something a friend lent you.....	1	2	3	4	5	6	7	8	9
c. Cheating a friend out of some money	1	2	3	4	5	6	7	8	9
d. Letting a friend down by not sticking up for them in a difficult situation	1	2	3	4	5	6	7	8	9

Never Justified
Always Justified

- e. Letting a friend down by not standing by them when they are in trouble..... 1 2 3 4 5 6 7 8 9
- f. Making time for a friend who needs your help even when it is inconvenient..... 1 2 3 4 5 6 7 8 9

9. How strongly do you agree or disagree with the following?

- | | Strongly disagree | Disagree | Neither | Agree | Strongly agree |
|---|--------------------------|-----------------|----------------|--------------|-----------------------|
| a. Being a good citizen is about becoming involved in your community | 1 | 2 | 3 | 4 | 5 |
| b. Being a good citizen means taking an active interest in politics | 1 | 2 | 3 | 4 | 5 |
| c. Being a good citizen means standing up for what you think is right even if others disagree | 1 | 2 | 3 | 4 | 5 |
| d. Good citizens do not rely on government, they take responsibility for themselves | 1 | 2 | 3 | 4 | 5 |
| e. Good citizens give a helping hand to others | 1 | 2 | 3 | 4 | 5 |
| f. Good citizens accept that others have a right to be different | 1 | 2 | 3 | 4 | 5 |
| g. Good citizens work hard and do their fair share ... | 1 | 2 | 3 | 4 | 5 |
| h. Good citizens get on with their own lives and let others live as they want to..... | 1 | 2 | 3 | 4 | 5 |

OUR SOCIETY’S GOALS AND VALUES

1 Below are 16 goals that refer to our society, our nation, and to people in general. Please indicate the extent to which you accept or reject each of the following as principles that guide your judgements and actions. Circle the number that comes closest to the way you feel about each goal.

- | | Reject | Inclined to reject | Neither reject nor accept | Inclined to accept | Accept as important | Accept as very important | Accept as of utmost importance |
|---|---------------|---------------------------|----------------------------------|---------------------------|----------------------------|---------------------------------|---------------------------------------|
| a. A Good Life for Others (improving the welfare of all people in need) | 1 | 2 | 3 | 4 | 5 | 6 | 7 |
| b. Rule by the People (involvement by all citizens in making decisions that affect their community)..... | 1 | 2 | 3 | 4 | 5 | 6 | 7 |

	Reject	Inclined to reject	Neither reject nor accept	Inclined to accept	Accept as important	Accept as very important	Accept as of utmost importance
c. International Cooperation (having all nations working together to help each other)	1	2	3	4	5	6	7
d. Social Progress and Reform (readiness to change our way of life for the better)	1	2	3	4	5	6	7
e. National Greatness (being a united, strong, independent, and powerful nation)	1	2	3	4	5	6	7
f. A World at Peace (being free from war and conflict)	1	2	3	4	5	6	7
g. A World of Beauty (having the beauty of nature and the arts: music, literature, art, etc.)	1	2	3	4	5	6	7
h. Reward for Individual Effort (letting individuals prosper through gains made by initiative and hard work)	1	2	3	4	5	6	7
i. Human Dignity (allowing each individual to be treated as someone of worth)	1	2	3	4	5	6	7
j. National Security (protection of your nation from enemies).....	1	2	3	4	5	6	7
k. Equal Opportunity for All (giving everyone an equal chance in life)	1	2	3	4	5	6	7
l. Freedom (being able to live as you choose whilst respecting the freedom of others)	1	2	3	4	5	6	7
m. Greater Economic Equality (lessening the gap between the rich and the poor).....	1	2	3	4	5	6	7
n. The Rule of Law (living by laws that everyone must follow).....	1	2	3	4	5	6	7
o. National Economic Development (having greater economic progress and prosperity for the nation).....	1	2	3	4	5	6	7
p. Preserving the Natural Environment (preventing the destruction of nature's beauty and resources).....	1	2	3	4	5	6	7

2. We continue the last question with a further list, this time made up of personal goals and ways of living that different people use as guiding principles in their daily lives. What do you think of these?

a. Wisdom (having a mature understanding of life)	1	2	3	4	5	6	7
b. Authority (having power to influence others and control decisions).....	1	2	3	4	5	6	7
c. Recognition by the Community (having high standing in the community).....	1	2	3	4	5	6	7
d. The Pursuit of Knowledge (always trying to find out new things about the world we live in)	1	2	3	4	5	6	7
e. Self-knowledge/Self-insight (being more aware of what sort of person you are)	1	2	3	4	5	6	7

	Reject	Inclined to reject	Neither reject nor accept	Inclined to accept	Accept as important	Accept as very important	Accept as of utmost importance
f. Economic Prosperity (being financially well-off).....	1	2	3	4	5	6	7
g. Self-respect (believing in your own worth).....	1	2	3	4	5	6	7
h. Self-improvement (striving to be a better person).....	1	2	3	4	5	6	7
i. Ambitious (being eager to do well).....	1	2	3	4	5	6	7
j. Inner Harmony (feeling free of conflict within yourself)	1	2	3	4	5	6	7
k. Trusting (having faith in others).....	1	2	3	4	5	6	7
l. Giving Others a Fair Go (giving others a chance).....	1	2	3	4	5	6	7
m. Generous (sharing what you have with others).....	1	2	3	4	5	6	7
n. Competitive (always trying to do better than others).....	1	2	3	4	5	6	7
o. Understanding (able to share another's feelings).....	1	2	3	4	5	6	7
p. Helpful (always ready to assist others)	1	2	3	4	5	6	7
q. Cooperative (being able to work in harmony with others).....	1	2	3	4	5	6	7
r. Honest (never cheating or lying).....	1	2	3	4	5	6	7
s. Forgiving (willing to pardon others).....	1	2	3	4	5	6	7
t. Conscientious (being hardworking).....	1	2	3	4	5	6	7
u. Polite (being well-mannered)	1	2	3	4	5	6	7
v. Clean (not having dirty habits).....	1	2	3	4	5	6	7
w. Patriotic (being loyal to your country)	1	2	3	4	5	6	7
x. Efficient (always using the best method to get the best results).....	1	2	3	4	5	6	7
y. Showing Foresight (thinking and seeing ahead).....	1	2	3	4	5	6	7
z. Resourceful (being clever at finding ways to achieve a goal).....	1	2	3	4	5	6	7
aa. Knowledgeable (being well informed)	1	2	3	4	5	6	7

YOUR VIEWS ON THE TAX SYSTEM

The final section focuses on the tax system and the tax office and the way you engage with them. The questions ask you for your personal opinion. There are no right or wrong answers.

1. Below are statements that describe people's attitudes to taxation. *Circle the number closest to your view.*

	Strongly disagree	Disagree	Neither	Agree	Strongly agree
a. I enjoy spending time working out how changes in the tax system will affect me.....	1	2	3	4	5
b. I like the game of finding the grey area of tax law	1	2	3	4	5
d. I enjoy talking to friends about loopholes in the tax system.....	1	2	3	4	5
e. The tax system may not be perfect, but it works well enough for most of us	1	2	3	4	5
i. I think of taxpaying as helping the government do worthwhile things.....	1	2	3	4	5
j. Paying tax is the right thing to do	1	2	3	4	5
k. Paying tax is a responsibility that should be willingly accepted by all Australians	1	2	3	4	5
l. Paying my tax ultimately advantages everyone	1	2	3	4	5

WAYS OF WORKING WITH THE TAX OFFICE

1. Below are statements that describe ways people see the Tax Office working. *Circle the number closest to your view.*

	Strongly disagree	Disagree	Neither	Agree	Strongly agree
a. It's impossible to satisfy the requirements of the Tax Office completely.....	1	2	3	4	5
b. The Tax Office is more interested in catching you for doing the wrong thing, than helping you do the right thing	1	2	3	4	5

	Strongly disagree	Disagree	Neither	Agree	Strongly agree
d. As a society we need more people willing to take a stand against the Tax Office	1	2	3	4	5
e. The Tax Office respects taxpayers who can give them a run for their money.....	1	2	3	4	5
f. If you cooperate with the Tax Office, they are likely to be cooperative with you.....	1	2	3	4	5
h. Once the Tax Office has you branded as a non-compliant taxpayer, they will never change their mind	1	2	3	4	5
i. Even if the Tax Office finds that I am doing something wrong, they will respect me in the long run as long as I admit my mistakes	1	2	3	4	5
k. The Tax Office is encouraging to those who have difficulty meeting their obligations through no fault of their own.....	1	2	3	4	5

SOME MORE ABOUT RELATIONS WITH THE TAX OFFICE

1. How close are the following to your views? *Circle the number closest to your view.*

	Strongly disagree	Disagree	Neither	Agree	Strongly agree
a. If I find out that I am not doing what the Tax Office wants, I'm not going to lose any sleep over it	1	2	3	4	5
c. I personally don't think that there is much the Tax Office can do to me to make me pay tax if I don't want to	1	2	3	4	5
d. I don't care if I am not doing the right thing by the Tax Office	1	2	3	4	5
e. If the Tax Office gets tough with me, I will become uncooperative with them	1	2	3	4	5
g. I don't really know what the Tax Office expects of me and I'm not about to ask	1	2	3	4	5

BACKGROUND INFORMATION

In this section we ask some background questions about you and your family. We ask questions like this so we can analyze and understand how a person's background and situation is related to their attitudes and approaches to life. For example, we will use age to see how the opinions of young and old vary. We will use income to see how approaches to life differ between those on different incomes.

1. Firstly, what is your sex?

- Male..... **1**
- Female **2**

2. What is your age in years? _ _ _ _ _ years

3. In what country were you born?

- Australia **1**
- Other (please specify- _ _ _ _ _) **2**

4. What is your current marital status?

- Never married..... **1**
- Now married (including de facto relationships)..... **2**
- Widowed **3**
- Divorced or separated..... **4**

5. What is the highest level of education you have completed? (*Please circle the highest number that applies to you.*)

- Did not have any or much formal schooling..... **01**
- Primary School..... **02**
- Junior Secondary/ Intermediate/ Form 4/ Year 10..... **03**
- Senior Secondary/ Leaving/ Form 6/ Year 12..... **04**
- Certificate (Level I, II, III or IV)..... **05**
- Trade Certificate or Nursing Diploma **06**
- Diploma or Advanced Diploma **07**
- Bachelor Degree..... **08**
- Graduate Certificate or Graduate Diploma **09**
- Post-graduate Degree (e.g.. Masters or Doctorate)..... **10**

6. Now some questions about the work that you are doing. Last week were you mainly...(*Please choose the one category that best describes your situation last week*)

- Working full time for pay..... **1**
- Working part time for pay **2**
- Unemployed **3**
- Retired from paid work **4**
- Full time student..... **5**
- Keeping house **6**
- Other..... **7**

7. Next, we would like to ask you about your occupation. In your main paid job over the past year, what kind of work did you do? Please give as much detail as you can about your main occupation. If you have not been in paid employment over the last year, please describe your last paid job.

a. Job title

b. Main tasks that you do

c. Kind of business or industry

8. Is (was) that job for ...

- A private company or business.....1
- Non-profit organisation e.g. university.....2
- Commonwealth, state or local government3
- Self-employed; in partnership; own business4

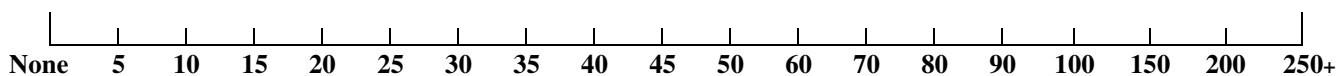
9. How many children, aged under 18 years, do you have living with you at home?

- None0
- One1
- Two.....2
- Three.....3
- Four or more.....4

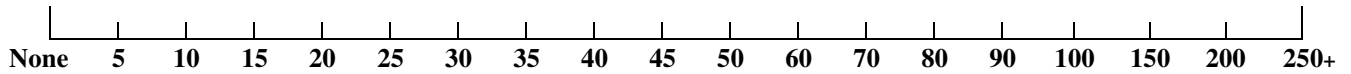
10. How many adults (persons 18 years or over) live in your household, **including yourself?**

- One1
- Two.....2
- Three.....3
- Four4
- Five or more5

11. All in all, what was your own personal income last year, before tax – about how many thousand dollars? (*Please circle a number closest to your income before tax*).



12. All in all, what was your household income last year, before tax, including your own personal income – about how many thousand dollars? (*Please circle a number closest to your household income before tax*).



13a. What do you expect the Australian Government to deliver to you?

13b. What are your responsibilities to the Australian Government?

13c. What are your responsibilities to your fellow Australians?

Thank you very much for contributing your views and experience to our research

Please post the questionnaire as soon as possible in the Reply Paid Envelope

If you have lost the envelope -
please address the survey to Reply Paid 170, Civic Square ACT 2608 – no stamp is required.

FUTURE CONTACT WITH YOU

Over the next 5 years, my research will move toward understanding more about what Australians expect of the Australian government and the degree to which the Australian government is meeting these expectations.

We would very much like to survey you again at some stage in the future. If you are prepared to be involved please provide your name and address below. We assure you that this personal information will only be used by us for research purposes, will not be given to any third party and will be stored under lock and key. Your confidentiality will always be assured by me. The sequence numbers that we put in the questionnaires are used as an aid to keeping track of who has and hasn't responded so that we can send reminders. The answers that you provide me in this and other surveys will always be stored separately from your contact details and your responses will never be linked to your name.

Thank you again for your assistance

Valerie Braithwaite
Principal Investigator
Australian National University 2005

Please be involved in our future research

Your Name: _____

Address: _____

Suburb / Locality: _____

State _____ Postcode _____

Confidential – To be removed when returned completed.

OUR RESEARCH PROGRAMME

Hello, thank you for looking at our survey.

We are a research team at the Australian National University. We are interested in:

- tracking how well Australian democracy is working;
- how well government agencies are doing their job in the eyes of the Australian public and;
- what Australians want from their democracy in the future.

In the past few years, we have focussed on the tax system. We are now turning to wider questions about how well government is living up to the hopes and aspirations of Australians. Are you happy with the democracy we have - to which you also contribute your taxes?

Our questions are about many different aspects of the relationship between the Australian people and the machinery of Australian government.

WHAT WE WILL BE ASKING YOU

We begin this questionnaire by asking you to reflect on your financial security and wellbeing, and what is important to you in life. Then we move onto trust in various organisations and community groups, your expectations of government and your thoughts on democracy and how well it is working. A set of questions follows on how the world is changing and how you deal with it. Following are questions on your hopes for the world – how it should be and what are the things you value most. Tax is the next subject – what you think of the system and the Tax Office. We conclude by asking you your thoughts on the relationship between government and the people in Australia. Thank you for your assistance



Valerie Braithwaite
Principal Investigator
Australian National University 2005

HOW TO ANSWER THE QUESTIONS

- Please remember that for the purposes of this survey, questions about opinions and feelings have no right or wrong answers – we are interested in your personal opinion.
- Most questions have answer categories. Please circle the number below the category that comes closest to your opinion.

Example

How does your situation now compare with this time last year? Are you better off now, the same, or worse off?

	Much worse off now	A little worse off now	About the same now	A little better off now	Much better off now
a) amount of money you are making.....	1	2	3	4	5

If the amount of money you are making is about the same now compared with last year you would circle “3” as shown above.

- For some questions the answer should be written in rather than circled. Please be as specific as possible when answering these questions.

YOUR FINANCIAL SECURITY AND WELLBEING

1. **{P1Q1}** Which of the following comes closest to your feelings about your income these days? *Please circle the number which comes closest to your opinion.*

			1	2	3	4	5		
			Finding it very difficult on present income	Finding it difficult on present income	Just coping	Living comfortably on present income	Living very comfortably on present income		
Mean	3.17	n	220	482	1387	1331	97	Total Valid	Missing Data
Std Dev	0.92	%	6.3	13.7	39.4	37.8	2.8	[3511]	(41)
								[100.0]	(1.2)

2. **{P1Q2}** How often do you feel poor these days in the sense of not having enough money? *Please circle the number which comes closest to your opinion.*

			1	2	3	4		
			Never feel poor	Every now and then	Often	Almost all the time		
Mean	2.17	n	733	1749	743	286	Total Valid	Missing Data
Std Dev	0.85	%	20.9	49.8	21.2	8.1	[3511]	(47)
							[100.0]	(1.3)

3. **{P1Q3}** How often do you feel financially secure these days? *Please circle the number which comes closest to your opinion.*

			1	2	3	4		
			Never feel secure	Every now and then	Often	Almost all the time		
Mean	2.26	n	815	1423	790	473	Total Valid	Missing Data
Std Dev	0.96	%	23.3	40.6	22.6	13.5	[3501]	(57)
							[100.0]	(1.6)

4. Some of us would like to have more opportunities in our lives for some activities and less for others. Do you hope to do more or less of the following:

			1	2	3	4		
			Hope to do much less!!	Hope to do less	Doing right amount now	Hope to do more	Hope to do much more!	Not Applicable / Don't do it
a. {P1Q4A} spend time with friends?			1	2	3	4	5	-
Mean	3.78	n	11	15	1235	1768	419	51
Std Dev	0.73	%	0.3	0.4	35.3	50.5	12.0	1.5
								Total Valid [3499] Missing Data (59)
								[100.0] (1.7)
b. {P1Q4B} spend time with family?			1	2	3	4	5	-
Mean	3.85	n	10	23	1267	1421	749	33
Std Dev	0.80	%	0.3	0.7	36.2	40.6	21.4	0.9
								Total Valid [3503] Missing Data (55)
								[100.0] (1.5)
c. {P1Q4C} spend time on recreational activities?			1	2	3	4	5	-
Mean	3.95	n	15	16	939	1749	694	76
Std Dev	0.78	%	0.4	0.5	26.9	50.1	19.9	2.2
								Total Valid [3489] Missing Data (69)
								[100.0] (1.9)
d. {P1Q4D} learn new skills?			1	2	3	4	5	-
Mean	3.89	n	45	75	1033	1629	431	245
Std Dev	0.95	%	1.3	2.2	29.9	47.1	12.5	7.1
								Total Valid [3458] Missing Data (100)
								[100.0] (2.8)
e. {P1Q4E} get more qualifications?			1	2	3	4	5	-
Mean	3.91	n	122	156	1243	974	304	648
Std Dev	1.30	%	3.5	4.5	36.1	28.3	8.8	18.8
								Total Valid [3447] Missing Data (111)
								[100.0] (3.1)
f. {P1Q4F} get out and have a good time?			1	2	3	4	5	-
Mean	3.86	n	20	27	1226	1457	622	111
Std Dev	0.85	%	0.6	0.8	35.4	42.1	18.0	3.2
								Total Valid [3463] Missing Data (95)
								[100.0] (2.7)
g. {P1Q4G} voluntary work?			1	2	3	4	5	-
Mean	3.92	n	89	131	1330	1042	163	716
Std Dev	1.28	%	2.6	3.8	38.3	30.0	4.7	20.6
								Total Valid [3471] Missing Data (87)
								[100.0] (2.4)

5. To what extent are the following objectives motivating forces in your life at the moment?

			Not at all	A little bit	Some what	To a fair degree	Very much so		
a. {P1Q5A} finding an interesting job?			1	2	3	4	5		
Mean	2.43	n	1602	355	425	559	517	Total Valid	Missing Data
Std Dev	1.55	%	46.3	10.3	12.3	16.2	15.0	[3458]	(100)
								[100.0]	(2.8)
b. {P1Q5B} finding a well paid job?			1	2	3	4	5		
Mean	2.53	n	1487	343	423	643	531	Total Valid	Missing Data
Std Dev	1.56	%	43.4	10.0	12.3	18.8	15.5	[3427]	(131)
								[100.0]	(3.7)
c. {P1Q5C} finding a job of any kind?			1	2	3	4	5		
Mean	1.60	n	2465	290	300	167	157	Total Valid	Missing Data
Std Dev	1.13	%	73.0	8.6	8.9	4.9	4.6	[3379]	(179)
								[100.0]	(5.0)

			Not at all	A little bit	Some what	To a fair degree	Very much so	Total Valid	Missing Data
d. {P2Q5D} starting a family, or having a bigger family?.....			1	2	3	4	5	[3414]	(144)
Mean	1.45	n	2786	175	143	167	143	[3414]	(144)
Std Dev	1.06	%	81.6	5.1	4.2	4.9	4.2	[100.0]	(4.0)
e. {P2Q5E} finding a partner?.....			1	2	3	4	5	[3390]	(168)
Mean	1.49	n	2733	153	181	157	166	[3390]	(168)
Std Dev	1.11	%	80.6	4.5	5.3	4.6	4.9	[100.0]	(4.7)
f. {P2Q5F} buying a house, setting up a home?			1	2	3	4	5	[3391]	(167)
Mean	1.88	n	2291	217	251	275	357	[3391]	(167)
Std Dev	1.42	%	67.6	6.4	7.4	8.1	10.5	[100.0]	(4.7)
g. {P2Q5G} going back to school, TAFE or university?.....			1	2	3	4	5	[3399]	(159)
Mean	1.73	n	2206	426	400	213	154	[3399]	(159)
Std Dev	1.16	%	64.9	12.5	11.8	6.3	4.5	[100.0]	(4.5)
h. {P2Q5H} making a lot of money?			1	2	3	4	5	[3407]	(151)
Mean	2.78	n	856	672	780	578	521	[3407]	(151)
Std Dev	1.39	%	25.1	19.7	22.9	17.0	15.3	[100.0]	(4.2)

7. How do you think of yourself and your future?

			Not like me at all	Not much like me	Not sure like me	Somewhat like me	Very like me	Total Valid	Missing Data
a. {P2Q7A} What happens to me in the future mostly depends on me			1	2	3	4	5	[3428]	(130)
Mean	4.17	n	66	101	501	1285	1475	[3428]	(130)
Std Dev	0.92	%	1.9	2.9	14.6	37.5	43.0	[100.0]	(3.7)
b. {P2Q7B} I can do just about anything I really set my mind to.....			1	2	3	4	5	[3429]	(129)
Mean	3.95	n	85	198	515	1627	1004	[3429]	(129)
Std Dev	0.95	%	2.5	5.8	15.0	47.4	29.3	[100.0]	(3.6)
c. {P2Q7C} I feel that I have control over the direction my life is taking.....			1	2	3	4	5	[3431]	(127)
Mean	3.77	n	109	271	687	1586	778	[3431]	(127)
Std Dev	0.99	%	3.2	7.9	20.0	46.2	22.7	[100.0]	(3.6)
d. {P2Q7D} I often feel helpless in dealing with the problems of life			1	2	3	4	5	[3424]	(134)
Mean	2.46	n	808	1282	460	709	165	[3424]	(134)
Std Dev	1.19	%	23.6	37.4	13.4	20.7	4.8	[100.0]	(3.8)
e. {P2Q7E} I have little control over the things that happen to me.....			1	2	3	4	5	[3431]	(127)
Mean	2.36	n	865	1312	551	552	151	[3431]	(127)
Std Dev	1.15	%	25.2	38.2	16.1	16.1	4.4	[100.0]	(3.6)
f. {P2Q7F} There is really no way I can solve some of the problems I have			1	2	3	4	5	[3426]	(132)
Mean	2.20	n	1226	1107	457	453	183	[3426]	(132)
Std Dev	1.21	%	35.8	32.3	13.3	13.2	5.3	[100.0]	(3.7)

8. How satisfied are you with the following aspects of your life?

			Dissatisfied										Satisfied										Total Valid	Missing Data
			1	2	3	4	5	6	7	8	9	1	2	3	4	5	6	7	8	9				
a. {P2Q8A} what you are accomplishing in your life			1	2	3	4	5	6	7	8	9	1	2	3	4	5	6	7	8	9	[3461]	(97)		
Mean	6.27	n	78	67	167	213	523	566	1030	449	368	78	67	167	213	523	566	1030	449	368	[3461]	(97)		
Std Dev	1.85	%	2.3	1.9	4.8	6.2	15.1	16.4	29.8	13.0	10.6	2.3	1.9	4.8	6.2	15.1	16.4	29.8	13.0	10.6	[100.0]	(2.7)		
b. {P2Q8B} your sense of purpose and meaning in life			1	2	3	4	5	6	7	8	9	1	2	3	4	5	6	7	8	9	[3458]	(100)		
Mean	6.45	N	64	67	166	198	474	525	879	608	477	64	67	166	198	474	525	879	608	477	[3458]	(100)		
Std Dev	1.89	%	1.9	1.9	4.8	5.7	13.7	15.2	25.4	17.6	13.8	1.9	1.9	4.8	5.7	13.7	15.2	25.4	17.6	13.8	[100.0]	(2.8)		
c. {P2Q8C} how you handle problems			1	2	3	4	5	6	7	8	9	1	2	3	4	5	6	7	8	9	[3462]	(96)		
Mean	6.47	n	42	44	124	197	505	613	952	629	356	42	44	124	197	505	613	952	629	356	[3462]	(96)		
Std Dev	1.71	%	1.2	1.3	3.6	5.7	14.6	17.7	27.5	18.2	10.3	1.2	1.3	3.6	5.7	14.6	17.7	27.5	18.2	10.3	[100.0]	(2.7)		
d. {P2Q8D} how interesting your day-to-day life is			1	2	3	4	5	6	7	8	9	1	2	3	4	5	6	7	8	9	[3455]	(103)		
Mean	6.07	n	93	81	223	298	549	572	760	558	321	93	81	223	298	549	572	760	558	321	[3455]	(103)		
Std Dev	1.96	%	2.7	2.3	6.5	8.6	15.9	16.6	22.0	16.2	9.3	2.7	2.3	6.5	8.6	15.9	16.6	22.0	16.2	9.3	[100.0]	(2.9)		
e. {P2Q8E} how much fun you are having			1	2	3	4	5	6	7	8	9	1	2	3	4	5	6	7	8	9	[3449]	(109)		
Mean	5.73	n	121	126	259	389	596	601	653	454	250	121	126	259	389	596	601	653	454	250	[3449]	(109)		
Std Dev	2.01	%	3.5	3.7	7.5	11.3	17.3	17.4	18.9	13.2	7.2	3.5	3.7	7.5	11.3	17.3	17.4	18.9	13.2	7.2	[100.0]	(3.1)		
f. {P2Q8F} the variety and diversity of your life			1	2	3	4	5	6	7	8	9	1	2	3	4	5	6	7	8	9	[3446]	(112)		
Mean	5.76	n	95	113	268	372	679	587	595	476	261	95	113	268	372	679	587	595	476	261	[3446]	(112)		
Std Dev	1.97	%	2.8	3.3	7.8	10.8	19.7	17.0	17.3	13.8	7.6	2.8	3.3	7.8	10.8	19.7	17.0	17.3	13.8	7.6	[100.0]	(3.1)		
g. {P2Q8G} your overall living standard			1	2	3	4	5	6	7	8	9	1	2	3	4	5	6	7	8	9	[3456]	(102)		
Mean	6.50	n	73	68	141	213	450	501	822	731	457	73	68	141	213	450	501	822	731	457	[3456]	(102)		
Std Dev	1.90	%	2.1	2.0	4.1	6.2	13.0	14.5	23.8	21.2	13.2	2.1	2.0	4.1	6.2	13.0	14.5	23.8	21.2	13.2	[100.0]	(2.9)		
h. {P2Q8H} your life as a whole			1	2	3	4	5	6	7	8	9	1	2	3	4	5	6	7	8	9	[3472]	(86)		
Mean	6.77	n	57	45	84	156	418	468	900	798	546	57	45	84	156	418	468	900	798	546	[3472]	(86)		
Std Dev	1.77	%	1.6	1.3	2.4	4.5	12.0	13.5	25.9	23.0	15.7	1.6	1.3	2.4	4.5	12.0	13.5	25.9	23.0	15.7	[100.0]	(2.4)		

9. At this point in your life, how much are you relying on the following for your financial security?

			Not at all	A bit	A moderate amount	A great deal	Total Valid	Missing Data
			1	2	3	4		
a. {P3Q9A} buying shares or bonds.....			1	2	3	4	Total Valid	Missing Data
Mean	1.47	n	2413	596	314	128	[3451]	(107)
Std Dev	0.81	%	69.9	17.3	9.1	3.7	[100.0]	(3.0)
b. {P3Q9B} buying investment properties.....			1	2	3	4	Total Valid	Missing Data
Mean	1.47	n	2537	378	336	184	[3435]	(123)
Std Dev	0.88	%	73.9	11.0	9.8	5.4	[100.0]	(3.5)
c. {P3Q9C} taking on extra jobs.....			1	2	3	4	Total Valid	Missing Data
Mean	1.41	n	2522	536	244	124	[3426]	(132)
Std Dev	0.78	%	73.6	15.6	7.1	3.6	[100.0]	(3.7)
d. {P3Q9D} working longer hours.....			1	2	3	4	Total Valid	Missing Data
Mean	1.68	n	2100	594	459	278	[3431]	(127)
Std Dev	0.99	%	61.2	17.3	13.4	8.1	[100.0]	(3.6)
e. {P3Q9E} upgrading skills.....			1	2	3	4	Total Valid	Missing Data
Mean	1.82	n	1719	864	570	270	[3423]	(135)
Std Dev	0.98	%	50.2	25.2	16.7	7.9	[100.0]	(3.8)
k. {P3Q9K} taking out a life insurance policy.....			1	2	3	4	Total Valid	Missing Data
Mean	1.39	n	2612	425	260	129	[3426]	(132)
Std Dev	0.79	%	76.2	12.4	7.6	3.8	[100.0]	(3.7)
l. {P3Q9L} paying into a superannuation scheme or retirement fund.....			1	2	3	4	Total Valid	Missing Data
Mean	2.17	n	1378	701	789	581	[3449]	(109)
Std Dev	1.13	%	40.0	20.3	22.9	16.8	[100.0]	(3.1)
m. {P3Q9M} borrowing money for investment.....			1	2	3	4	Total Valid	Missing Data
Mean	1.42	n	2600	380	293	155	[3428]	(130)
Std Dev	0.83	%	75.8	11.1	8.5	4.5	[100.0]	(3.7)

10. Overall how satisfied are you now with...

			Not at all Satisfied							Completely Satisfied	
			1	2	3	4	5	6	7	Total Valid	Missing Data
a. {P3Q10A} The <u>fairness</u> of the Australian tax system			1	2	3	4	5	6	7	Total Valid	Missing Data
Mean	3.02	n	776	643	732	709	430	120	81	[3491]	(67)
Std Dev	1.57	%	22.2	18.4	21.0	20.3	12.3	3.4	2.3	[100.0]	(1.9)
b. {P3Q10B} The <u>efficiency</u> of the Australian tax system			1	2	3	4	5	6	7	Total Valid	Missing Data
Mean	3.20	n	664	561	746	795	450	160	106	[3482]	(76)
Std Dev	1.59	%	19.1	16.1	21.4	22.8	12.9	4.6	3	[100.0]	(2.1)

11. {P3Q11} How often do you think of taxation as the government using its power to take away your hard earned money?

			1	2	3	4	5	Total Valid	Missing Data
			Never	Rarely	On occasion	Sometimes	Often		
Mean	3.47	n	246	547	949	837	920	[3499]	(59)
Std Dev	1.23	%	7.0	15.6	27.1	23.9	26.3	[100.0]	(1.7)

12. {P3Q12} How often do you think of taxpaying as a way of giving back something to the country that has enabled you to make good?

			1	2	3	4	5	Total Valid	Missing Data
			Never	Rarely	On occasion	Sometimes	Often		
Mean	3.11	n	333	723	1060	995	390	[3501]	(57)
Std Dev	1.14	%	9.5	20.7	30.3	28.4	11.1	[100.0]	(1.6)

13. {P3Q13} Overall, how dissatisfied or satisfied are you with the way the government spends taxpayers' money? (Please circle a number)

			Dissatisfied					Satisfied	
			1	2	3	4	5	Total Valid	Missing Data
Mean	2.39	n	777	1125	1147	378	80	[3507]	(51)
Std Dev	1.02	%	22.2	32.1	32.7	10.8	2.3	[100.0]	(1.4)

TRUST IN AUSTRALIAN ORGANIZATIONS AND OTHERS YOU DEAL WITH

1. Following is a list of different organizations and community groups. Please indicate how much you trust each one by circling the number that is closest to how you feel.

		Trust them a lot	Trust them a fair bit	Trust them only a little	Do not trust them at all		
a. {P4Q1A} The newspapers & television stations		1	2	3	4	Total Valid	Missing Data
Mean	2.86	n 83	955	1882	616	[3536]	(22)
Std Dev	0.72	% 2.3	27.0	53.2	17.4	[100.0]	(0.6)
b. {P4Q1B} The public schools in your area		1	2	3	4	Total Valid	Missing Data
Mean	2.06	n 638	2052	668	95	[3453]	(105)
Std Dev	0.70	% 18.5	59.4	19.3	2.8	[100.0]	(3.0)
c. {P4Q1C} The fire station in your area		1	2	3	4	Total Valid	Missing Data
Mean	1.46	n 2102	1227	145	37	[3511]	(47)
Std Dev	0.63	% 59.9	34.9	4.1	1.1	[100.0]	(1.3)
d. {P4Q1D} Your local council		1	2	3	4	Total Valid	Missing Data
Mean	2.76	n 158	1182	1545	645	[3530]	(28)
Std Dev	0.80	% 4.5	33.5	43.8	18.3	[100.0]	(0.8)
e. {P4Q1E} The hospitals in your area.....		1	2	3	4	Total Valid	Missing Data
Mean	1.97	n 1078	1650	641	160	[3529]	(29)
Std Dev	0.82	% 30.5	46.8	18.2	4.5	[100.0]	(0.8)
f. {P4Q1F} The police stations in your area		1	2	3	4	Total Valid	Missing Data
Mean	1.88	n 1238	1600	552	139	[3529]	(29)
Std Dev	0.81	% 35.1	45.3	15.6	3.9	[100.0]	(0.8)
g. {P4Q1G} The federal government		1	2	3	4	Total Valid	Missing Data
Mean	2.85	n 202	1039	1371	920	[3532]	(26)
Std Dev	0.87	% 5.7	29.4	38.8	26.0	[100.0]	(0.7)
h. {P4Q1H} Law courts.....		1	2	3	4	Total Valid	Missing Data
Mean	2.57	n 336	1375	1288	527	[3526]	(32)
Std Dev	0.86	% 9.5	39.0	36.5	14.9	[100.0]	(0.9)

2. How about these organisations and groups. How much do you trust them?

		Trust them a lot	Trust them a fair bit	Trust them only a little	Do not trust them at all		
a. {P4Q2A} The Tax Office		1	2	3	4	Total Valid	Missing Data
Mean	2.55	n 210	1619	1242	440	[3511]	(47)
Std Dev	0.79	% 6.0	46.1	35.4	12.5	[100.0]	(1.3)
b. {P4Q2B} Banks		1	2	3	4	Total Valid	Missing Data
Mean	2.84	n 191	1073	1402	879	[3545]	(13)
Std Dev	0.86	% 5.4	30.3	39.5	24.8	[100.0]	(0.4)
c. {P4Q2C} Centrelink		1	2	3	4	Total Valid	Missing Data
Mean	2.67	n 291	1214	1320	643	[3468]	(90)
Std Dev	0.87	% 8.4	35.0	38.1	18.5	[100.0]	(2.5)
d. {P4Q2D} Charities		1	2	3	4	Total Valid	Missing Data
Mean	2.41	n 374	1639	1205	314	[3532]	(26)
Std Dev	0.80	% 10.6	46.4	34.1	8.9	[100.0]	(0.7)
e. {P4Q2E} Insurance companies.....		1	2	3	4	Total Valid	Missing Data
Mean	3.05	n 81	701	1704	1040	[3526]	(32)
Std Dev	0.76	% 2.3	19.9	48.3	29.5	[100.0]	(0.9)
f. {P4Q2F} Consumer organizations and community advisory services.....		1	2	3	4	Total Valid	Missing Data
Mean	2.37	n 298	1756	1233	177	[3464]	(94)
Std Dev	0.71	% 8.6	50.7	35.6	5.1	[100.0]	(2.6)
g. {P4Q2G} Those with whom you work		1	2	3	4	Total Valid	Missing Data
Mean	1.82	n 1192	1490	390	117	[3189]	(369)
Std Dev	0.78	% 37.4	46.7	12.2	3.7	[100.0]	(10.4)
h. {P4Q2H} People you meet through clubs and community groups.....		1	2	3	4	Total Valid	Missing Data
Mean	2.21	n 476	1890	973	118	[3457]	(101)
Std Dev	0.72	% 13.8	54.7	28.1	3.4	[100.0]	(2.8)
i. {P4Q2I} Your close friends		1	2	3	4	Total Valid	Missing Data
Mean	1.29	n 2682	732	85	38	[3537]	(21)
Std Dev	0.56	% 75.8	20.7	2.4	1.1	[100.0]	(0.6)
j. {P4Q2J} Family		1	2	3	4	Total Valid	Missing Data
Mean	1.21	n 2963	445	80	45	[3533]	(25)
Std Dev	0.54	% 83.9	12.6	2.3	1.3	[100.0]	(0.7)
k. {P4Q2K} Friends and acquaintances		1	2	3	4	Total Valid	Missing Data
Mean	1.84	n 1120	1927	440	51	[3538]	(20)
Std Dev	0.69	% 31.7	54.5	12.4	1.4	[100.0]	(0.6)
l. {P4Q2L} Neighbours		1	2	3	4	Total Valid	Missing Data
Mean	2.12	n 738	1836	777	187	[3538]	(20)
Std Dev	0.79	% 20.9	51.9	22.0	5.3	[100.0]	(0.6)

WHAT YOU EXPECT OF GOVERNMENT

1. Here are some things the government might do for the economy. Are you in favour of Government doing the following:

Yes!!	– Strongly in favour
Yes	– In favour
??	– Neither in favour of nor against
No	– Against
No!!	– Strongly against

		IN FAVOUR?								
		Yes!!	Yes	??	No	No!!	Can't choose	Total Valid	Missing Data	
a. {P5Q1A}	Cut in government spending	Yes!!	Yes	??	No	No!!	Can't choose	Total Valid	Missing Data	
Mean	2.73	n 745	924	770	723	216	109	[3487]	(71)	
Std Dev	1.34	% 21.4	26.5	22.1	20.7	6.2	3.1	[100.0]	(2.0)	
b. {P5Q1B}	Less government regulation of business	Yes!!	Yes	??	No	No!!	Can't choose	Total Valid	Missing Data	
Mean	2.82	n 537	1090	803	667	212	146	[3455]	(103)	
Std Dev	1.31	% 15.5	31.5	23.2	19.3	6.1	4.2	[100.0]	(2.9)	
c. {P5Q1C}	Cut income tax for the poor.....	Yes!!	Yes	??	No	No!!	Can't choose	Total Valid	Missing Data	
Mean	1.90	n 1550	1251	380	231	73	32	[3517]	(41)	
Std Dev	1.07	% 44.1	35.6	10.8	6.6	2.1	0.9	[100.0]	(1.2)	
d. {P5Q1D}	Move people off welfare into the workforce	Yes!!	Yes	??	No	No!!	Can't choose	Total Valid	Missing Data	
Mean	2.04	n 1228	1465	519	180	69	66	[3527]	(31)	
Std Dev	1.08	% 34.8	41.5	14.7	5.1	2.0	1.9	[100.0]	(0.9)	
e. {P5Q1E}	De-regulate the labour market by having workplace agreements.....	Yes!!	Yes	??	No	No!!	Can't choose	Total Valid	Missing Data	
Mean	3.43	n 323	733	697	748	872	135	[3508]	(50)	
Std Dev	1.39	% 9.2	20.9	19.9	21.3	24.9	3.8	[100.0]	(1.4)	
f. {P5Q1F}	Negotiating free trade agreements with major trading partners	Yes!!	Yes	??	No	No!!	Can't choose	Total Valid	Missing Data	
Mean	2.93	n 376	1168	1010	461	295	202	[3512]	(46)	
Std Dev	1.32	% 10.7	33.3	28.8	13.1	8.4	5.8	[100.0]	(1.3)	
g. {P5Q1G}	Cut income tax for the rich	Yes!!	Yes	??	No	No!!	Can't choose	Total Valid	Missing Data	
Mean	3.80	n 245	429	504	974	1343	29	[3524]	(34)	
Std Dev	1.28	% 7.0	12.2	14.3	27.6	38.1	0.8	[100.0]	(1.0)	
h. {P5Q1H}	Strengthen markets in order to increase price competition.....	Yes!!	Yes	??	No	No!!	Can't choose	Total Valid	Missing Data	
Mean	2.51	n 485	1648	924	204	69	187	[3517]	(41)	
Std Dev	1.18	% 13.8	46.9	26.3	5.8	2.0	5.3	[100.0]	(1.2)	
i. {P5Q1I}	Create apprenticeships and training opportunities.....	Yes!!	Yes	??	No	No!!	Can't choose	Total Valid	Missing Data	
Mean	1.36	n 2463	973	51	19	24	9	[3539]	(19)	
Std Dev	0.65	% 69.6	27.5	1.4	0.5	0.7	0.3	[100.0]	(0.5)	

2. On the whole do you think it should or should not be the government's responsibility to ...

Yes!!	– Definitely should be
Yes	– Probably should be
No	– Probably should not be
No!!	– Definitely should not be

		Government's Responsibility?								
		Yes!!	Yes	No	No!!	Can't choose	Total Valid	Missing Data		
a. {P5Q2A}	Provide a job for every one who wants one	Yes!!	Yes	No	No!!	Can't choose	Total Valid	Missing Data		
Mean	2.33	n 768	1233	1210	252	77	[3540]	(18)		
Std Dev	0.96	% 21.7	34.8	34.2	7.1	2.2	[100.0]	(0.5)		
b. {P5Q2B}	Keep prices under control	Yes!!	Yes	No	No!!	Can't choose	Total Valid	Missing Data		
Mean	1.80	n 1344	1716	364	63	47	[3534]	(24)		
Std Dev	0.80	% 38.0	48.6	10.3	1.8	1.3	[100.0]	(0.7)		
c. {P5Q2C}	Provide health care for the sick	Yes!!	Yes	No	No!!	Can't choose	Total Valid	Missing Data		
Mean	1.35	n 2419	1050	49	12	13	[3543]	(15)		
Std Dev	0.57	% 68.3	29.6	1.4	0.3	0.4	[100.0]	(0.4)		
d. {P5Q2D}	Provide a decent standard of living for the old.....	Yes!!	Yes	No	No!!	Can't choose	Total Valid	Missing Data		
Mean	1.40	n 2299	1118	96	9	21	[3543]	(15)		
Std Dev	0.62	% 64.9	31.6	2.7	0.3	0.6	[100.0]	(0.4)		
e. {P5Q2E}	Provide industry with the help it needs to grow.....	Yes!!	Yes	No	No!!	Can't choose	Total Valid	Missing Data		
Mean	1.73	n 1420	1815	215	24	66	[3540]	(18)		
Std Dev	0.76	% 40.1	51.3	6.1	0.7	1.9	[100.0]	(0.5)		

Government's Responsibility?

f. {P6Q2F} Provide a decent standard of living for the unemployed.....	Yes!!	Yes	No	No!!	Can't choose	Total Valid	Missing Data
Mean 2.39	n 454	1789	915	181	188	[3527]	(31)
Std Dev 0.96	% 12.9	50.7	25.9	5.1	5.3	[100.0]	(0.9)
g. {P6Q2G} Reduce income differences between the rich and poor	Yes!!	Yes	No	No!!	Can't choose	Total Valid	Missing Data
Mean 2.25	n 987	1216	932	243	151	[3529]	(29)
Std Dev 1.07	% 28.0	34.5	26.4	6.9	4.3	[100.0]	(0.8)
h. {P6Q2H} Give financial help to university students from low income families.....	Yes!!	Yes	No	No!!	Can't choose	Total Valid	Missing Data
Mean 1.69	n 1513	1743	195	35	45	[3531]	(27)
Std Dev 0.73	% 42.8	49.4	5.5	1.0	1.3	[100.0]	(0.8)
i. {P6Q2I} Provide decent housing for those who can't afford it.....	Yes!!	Yes	No	No!!	Can't choose	Total Valid	Missing Data
Mean 2.07	n 784	2071	475	58	141	[3529]	(29)
Std Dev 0.88	% 22.2	58.7	13.5	1.6	4.0	[100.0]	(0.8)
j. {P6Q2J} Impose strict laws to make industry do less damage to the environment.....	Yes!!	Yes	No	No!!	Can't choose	Total Valid	Missing Data
Mean 1.50	n 2033	1321	110	27	39	[3530]	(28)
Std Dev 0.70	% 57.6	37.4	3.1	0.8	1.1	[100.0]	(0.8)
j. {P6Q2J} Impose strict laws to protect the public from the dishonest conduct of corporate executives	Yes!!	Yes	No	No!!	Can't choose	Total Valid	Missing Data
Mean 1.34	n 2492	950	47	12	29	[3530]	(28)
Std Dev 0.61	% 70.6	26.9	1.3	0.3	0.8	[100.0]	(0.8)
k. {P6Q2K} Provide a good public transport system for all Australians	Yes!!	Yes	No	No!!	Can't choose	Total Valid	Missing Data
Mean 1.38	n 2306	1155	61	6	9	[3537]	(21)
Std Dev 0.56	% 65.2	32.7	1.7	0.2	0.3	[100.0]	(0.6)
l. {P6Q2L} Provide a good telecommunications system for all Australians	Yes!!	Yes	No	No!!	Can't choose	Total Valid	Missing Data
Mean 1.40	n 2296	1122	88	10	18	[3534]	(24)
Std Dev 0.61	% 65.0	31.7	2.5	0.3	0.5	[100.0]	(0.7)

YOUR VIEWS ON AUSTRALIAN DEMOCRACY

1. People have different views about how Australian democracy is going. Please indicate how much you agree or disagree with each of these views by circling the number that is closest to what you think.

		Strongly disagree	Disagree	Neither	Agree	Strongly agree	Total Valid	Missing Data
a. {P6Q1A} I'm always cynical about government processes.....		1	2	3	4	5	Total Valid	Missing Data
Mean 3.47	n 78	512	1091	1353	480	[3514]	(44)	
Std Dev 0.97	% 2.2	14.6	31.0	38.5	13.7	[100.0]	(1.2)	
b. {P6Q1B} There's a dollar democracy that runs through our supposed democracy		1	2	3	4	5	Total Valid	Missing Data
Mean 3.72	n 50	216	946	1686	568	[3466]	(92)	
Std Dev 0.86	% 1.4	6.2	27.3	48.6	16.4	[100.0]	(2.6)	
c. {P6Q1C} I don't think we have enough input into legislation and the decisions that are important		1	2	3	4	5	Total Valid	Missing Data
Mean 3.79	n 51	374	605	1702	780	[3512]	(46)	
Std Dev 0.95	% 1.5	10.6	17.2	48.5	22.2	[100.0]	(1.3)	
d. {P6Q1D} Democracy is a term which has lost much of its original meaning.....		1	2	3	4	5	Total Valid	Missing Data
Mean 3.68	n 84	498	662	1482	773	[3499]	(59)	
Std Dev 1.04	% 2.4	14.2	18.9	42.4	22.1	[100.0]	(1.7)	
e. {P6Q1E} Our government is attempting to mould our society to the needs of a profit-oriented market.....		1	2	3	4	5	Total Valid	Missing Data
Mean 3.80	n 58	321	744	1516	856	[3495]	(63)	
Std Dev 0.97	% 1.7	9.2	21.3	43.4	24.5	[100.0]	(1.8)	
f. {P6Q1F} Free markets work because individual people, cooperating peacefully and voluntarily through markets, can achieve much that politicians and bureaucrats cannot achieve using compulsion and direction..		1	2	3	4	5	Total Valid	Missing Data
Mean 3.43	n 116	373	1252	1360	378	[3479]	(79)	
Std Dev 0.94	% 3.3	10.7	36.0	39.1	10.9	[100.0]	(2.2)	
g. {P6Q1G} Our society will be more secure and more attractive if it is also more equitable and humane, as well as more productive and efficient...		1	2	3	4	5	Total Valid	Missing Data
Mean 4.01	n 43	129	508	1886	936	[3502]	(56)	
Std Dev 0.82	% 1.2	3.7	14.5	53.9	26.7	[100.0]	(1.6)	

		Strongly disagree	Disagree	Neither	Agree	Strongly agree	Total Valid	Missing Data
h. {P7Q1H} In Australia the rich have virtually unlimited access to the legal system and the capacity to use it to achieve their own ends		1	2	3	4	5		
Mean	4.13	n 71	245	323	1418	1470	[3527]	(31)
Std Dev	0.98	% 2.0	6.9	9.2	40.2	41.7	[100.0]	(0.9)
i. {P7Q1I} The true function of government is to maintain peace and justice: This does not include interfering in national or international trade or commerce, or in the private transactions of citizens, save only as they threaten peace and justice		1	2	3	4	5	Total Valid	Missing Data
Mean	3.17	n 179	946	838	1140	380	[3483]	(75)
Std Dev	1.10	% 5.1	27.2	24.1	32.7	10.9	[100.0]	(2.1)
j. {P7Q1J} In our democracy, we can hold our representatives accountable.....		1	2	3	4	5	Total Valid	Missing Data
Mean	3.38	n 194	696	601	1597	413	[3501]	(57)
Std Dev	1.10	% 5.5	19.9	17.2	45.6	11.8	[100.0]	(1.6)
k. {P7Q1K} Our community and nation should appeal to a spirit that each person is important, and has a way of influencing things.....		1	2	3	4	5	Total Valid	Missing Data
Mean	4.07	n 23	64	402	2154	849	[3492]	(66)
Std Dev	0.70	% 0.7	1.8	11.5	61.7	24.3	[100.0]	(1.9)
l. {P7Q1L} You don't have to wait three years to say "I'm not happy with the government": You can apply pressure, and enough people writing to the local member can turn the situation around.....		1	2	3	4	5	Total Valid	Missing Data
Mean	3.20	n 285	923	565	1288	450	[3511]	(47)
Std Dev	1.20	% 8.1	26.3	16.1	36.7	12.8	[100.0]	(1.3)
m. {P7Q1M} Our form of democracy is not perfect, but it beats by a long shot any other alternative we've been shown.....		1	2	3	4	5	Total Valid	Missing Data
Mean	3.81	n 61	219	738	1785	701	[3504]	(54)
Std Dev	0.88	% 1.7	6.3	21.1	50.9	20.0	[100.0]	(1.5)

2. Think about how the federal government in Australia works – the decisions that are made by parliament and the way those decisions are implemented by the public service. To what extent do you agree or disagree with the following statements:

When I think of how government works, I believe overall that it...		Strongly disagree	Disagree	Neither	Agree	Strongly agree	Total Valid	Missing Data
a. {P7Q2A} turns its back on its responsibility to Australians		1	2	3	4	5	Total Valid	Missing Data
Mean	2.82	n 243	1446	769	811	243	[3512]	(46)
Std Dev	1.08	% 6.9	41.2	21.9	23.1	6.9	[100.0]	(1.3)
b. {P7Q2B} takes advantage of people who are vulnerable		1	2	3	4	5	Total Valid	Missing Data
Mean	3.01	n 216	1225	690	1057	325	[3513]	(45)
Std Dev	1.13	% 6.1	34.9	19.6	30.1	9.3	[100.0]	(1.3)
c. {P7Q2C} acts in the interests of all Australians.....		1	2	3	4	5	Total Valid	Missing Data
Mean	2.88	n 278	1214	776	1130	113	[3511]	(47)
Std Dev	1.05	% 7.9	34.6	22.1	32.2	3.2	[100.0]	(1.3)
d. {P7Q2D} is trusted by me to administer the laws and rules fairly		1	2	3	4	5	Total Valid	Missing Data
Mean	3.09	n 237	846	923	1358	142	[3506]	(52)
Std Dev	1.03	% 6.8	24.1	26.3	38.7	4.1	[100.0]	(1.5)
e. {P7Q2E} misleads the Australian people.....		1	2	3	4	5	Total Valid	Missing Data
Mean	3.19	n 223	883	841	1110	445	[3502]	(56)
Std Dev	1.14	% 6.4	25.2	24.0	31.7	12.7	[100.0]	(1.6)
f. {P7Q2F} is open and honest in its dealing with citizens.....		1	2	3	4	5	Total Valid	Missing Data
Mean	2.58	n 500	1315	969	628	101	[3513]	(45)
Std Dev	1.03	% 14.2	37.4	27.6	17.9	2.9	[100.0]	(1.3)
g. {P7Q2G} meets its obligations to Australians		1	2	3	4	5	Total Valid	Missing Data
Mean	2.91	n 284	991	1098	1046	100	[3519]	(39)
Std Dev	1.00	% 8.1	28.2	31.2	29.7	2.8	[100.0]	(1.1)

3. The following question asks you what you think is required to bring about and maintain trust in our federal government. In order to be trustworthy, how important is it for the federal government to

- 1 = Not at all
 - 2 = Somewhat important
 - 3 = Fairly important
 - 4 = Important
 - 5 = Very important
 - 6 = Essential

		Not at all				Essential		Total Valid	Missing Data	
		1	2	3	4	5	6			
a. {P8Q3A} Have a proven track record										
Mean	4.57	n	92	197	372	804	1037	988	[3490]	(68)
Std Dev	1.30	%	2.6	5.6	10.7	23.0	29.7	28.3	[100.0]	(1.9)
b. {P8Q3B} Have interest in the well-being of ordinary Australians										
Mean	5.33	n	31	22	78	382	1109	1888	[3510]	(48)
Std Dev	0.91	%	0.9	0.6	2.2	10.9	31.6	53.8	[100.0]	(1.3)
c. {P8Q3C} Be accountable for its actions.....										
Mean	5.56	n	19	18	47	225	782	2409	[3500]	(58)
Std Dev	0.79	%	0.5	0.5	1.3	6.4	22.3	68.8	[100.0]	(1.6)
d. {P8Q3D} Treat taxpayers with respect										
Mean	5.50	n	22	17	43	282	884	2259	[3507]	(51)
Std Dev	0.82	%	0.6	0.5	1.2	8.0	25.2	64.4	[100.0]	(1.4)
e. {P8Q3E} Be efficient in its operations.....										
Mean	5.39	n	17	23	57	356	1077	1971	[3501]	(57)
Std Dev	0.85	%	0.5	0.7	1.6	10.2	30.8	56.3	[100.0]	(1.6)
f. {P8Q3F} Be consistent in its decision making										
Mean	5.26	n	18	44	98	432	1163	1751	[3506]	(52)
Std Dev	0.93	%	0.5	1.3	2.8	12.3	33.2	49.9	[100.0]	(1.5)
g. {P8Q3G} Not take risks										
Mean	3.97	n	162	355	683	1075	669	553	[3497]	(61)
Std Dev	1.36	%	4.6	10.2	19.5	30.7	19.1	15.8	[100.0]	(1.7)
h. {P8Q3H} Consult widely with different groups										
Mean	5.00	n	26	70	197	667	1167	1377	[3504]	(54)
Std Dev	1.05	%	0.7	2.0	5.6	19.0	33.3	39.3	[100.0]	(1.5)
i. {P8Q3I} Share the goals of the people.....										
Mean	5.07	n	25	45	164	630	1218	1419	[3501]	(57)
Std Dev	1.00	%	0.7	1.3	4.7	18.0	34.8	40.5	[100.0]	(1.6)
j. {P8Q3J} Keep citizens informed										
Mean	5.36	n	20	13	82	400	1058	1936	[3509]	(49)
Std Dev	0.87	%	0.6	0.4	2.3	11.4	30.2	55.2	[100.0]	(1.4)
k. {P8Q3K} Understand the position of individual Australians										
Mean	5.12	n	40	45	161	590	1042	1622	[3500]	(58)
Std Dev	1.05	%	1.1	1.3	4.6	16.9	29.8	46.3	[100.0]	(1.6)

4. In general, how do you feel about dealing with government departments?

			Strongly disagree				Disagree		Neither		Agree		Strongly agree		Total Valid	Missing Data
			1	2	3	4	5	6	7	8						
c. {P8Q4C} I feel a moral obligation to do what the government asks of me.....																
Mean	3.43	n	122	527	793	1841	217					[3500]	(58)			
Std Dev	0.94	%	3.5	15.1	22.7	52.6	6.2					[100.0]	(1.6)			
d. {P8Q4D} I enjoy talking to friends about loopholes in the law																
Mean	2.74	n	393	1051	1253	675	128					[3500]	(58)			
Std Dev	1.01	%	11.2	30.0	35.8	19.3	3.7					[100.0]	(1.6)			
e. {P8Q4E} I don't care if I am not doing the right thing by the government.....																
Mean	2.12	n	804	1771	657	216	48					[3496]	(62)			
Std Dev	0.88	%	23.0	50.7	18.8	6.2	1.4					[100.0]	(1.7)			
h. {P8Q4H} I like the game of finding and using the grey area in the law ...																
Mean	2.13	n	931	1466	840	197	48					[3482]	(76)			
Std Dev	0.92	%	26.7	42.1	24.1	5.7	1.4					[100.0]	(2.1)			
i. {P8Q4I} I resent government rules and regulation.....																
Mean	2.43	n	529	1487	1004	377	89					[3486]	(72)			
Std Dev	0.96	%	15.2	42.7	28.8	10.8	2.6					[100.0]	(2.0)			
j. {P8Q4J} It's best to turn a blind eye to government rules and regulations as much as you can																
Mean	1.95	n	1034	1791	543	106	29					[3503]	(55)			
Std Dev	0.80	%	29.5	51.1	15.5	3.0	0.8					[100.0]	(1.5)			
k. {P8Q4K} Overall, I do what the government asks of me with good will.....																
Mean	3.74	n	78	226	561	2295	350					[3510]	(48)			
Std Dev	0.81	%	2.2	6.4	16.0	65.4	10.0					[100.0]	(1.3)			

		Strongly disagree	Disagree	Neither	Agree	Strongly agree	Total Valid	Missing Data
m. {P9Q4M} I think of government rules and regulations as protection for citizens		1	2	3	4	5		
Mean	3.70	n	55	281	627	2250	288	[3501] (57)
Std Dev	0.80	%	1.6	8.0	17.9	64.3	8.2	[100.0] (1.6)
n. {P9Q4N} I don't take much notice of government rules and regulations		1	2	3	4	5		
Mean	2.15	n	632	2029	560	246	33	[3500] (58)
Std Dev	0.83	%	18.1	58.0	16.0	7.0	0.9	[100.0] (1.6)
p. {P9Q4P} I enjoy the challenge of weaving my way around government rules and regulation		1	2	3	4	5		
Mean	2.02	n	908	1773	672	117	23	[3493] (65)
Std Dev	0.80	%	26.0	50.8	19.2	3.3	0.7	[100.0] (1.8)
s. {P9Q4S} Complying with government rules and regulations is a responsibility that should be willingly accepted by all Australians		1	2	3	4	5		
Mean	3.78	n	44	242	658	2047	511	[3502] (56)
Std Dev	0.82	%	1.3	6.9	18.8	58.5	14.6	[100.0] (1.6)
u. {P9Q4U} Going along with the government's rules and regulations is ultimately to everyone's advantage		1	2	3	4	5		
Mean	3.43	n	76	527	1021	1570	305	[3499] (59)
Std Dev	0.92	%	2.2	15.1	29.2	44.9	8.7	[100.0] (1.7)
w. {P9Q4W} Government departments may not be perfect, but they work well enough for most of us		1	2	3	4	5		
Mean	3.36	n	142	596	781	1833	148	[3500] (58)
Std Dev	0.95	%	4.1	17.0	22.3	52.4	4.2	[100.0] (1.6)

5. Now think about government officials you have had dealings with. How much do you agree or disagree with the following:

		Strongly disagree	Disagree	Neither	Agree	Strongly agree	Total Valid	Missing Data
a. {P9Q5A} Government officials respect you more if you can give them a run for their money		1	2	3	4	5		
Mean	2.52	n	353	1482	1167	421	54	[3477] (81)
Std Dev	0.89	%	10.2	42.6	33.6	12.1	1.6	[100.0] (2.3)
b. {P9Q5B} Government officials are generally encouraging to those who have difficulty meeting their obligations through no fault of their own		1	2	3	4	5		
Mean	2.94	n	189	925	1318	982	53	[3467] (91)
Std Dev	0.91	%	5.5	26.7	38.0	28.3	1.5	[100.0] (2.6)
f. {P9Q5F} If government officials get tough with me, I will become uncooperative with them		1	2	3	4	5		
Mean	2.73	n	261	1300	1147	669	99	[3476] (82)
Std Dev	0.95	%	7.5	37.4	33.0	19.2	2.8	[100.0] (2.3)
g. {P9Q5G} Government officials are more interested in catching you for doing the wrong thing, than helping you do the right thing		1	2	3	4	5		
Mean	3.24	n	127	863	907	1209	370	[3476] (82)
Std Dev	1.05	%	3.7	24.8	26.1	34.8	10.6	[100.0] (2.3)
l. {P9Q5L} If you cooperate with government officials, they are likely to be cooperative with you		1	2	3	4	5		
Mean	3.56	n	64	364	770	2103	171	[3472] (86)
Std Dev	0.82	%	1.8	10.5	22.2	60.6	4.9	[100.0] (2.4)
o. {P9Q5O} Cooperating with government officials is the right thing to do		1	2	3	4	5		
Mean	3.74	n	16	142	817	2251	244	[3470] (88)
Std Dev	0.67	%	0.5	4.1	23.5	64.9	7.0	[100.0] (2.5)
q. {P9Q5Q} If you don't cooperate with government officials, they will get tough with you		1	2	3	4	5		
Mean	3.58	n	38	306	1023	1817	289	[3473] (85)
Std Dev	0.81	%	1.1	8.8	29.5	52.3	8.3	[100.0] (2.4)
r. {P9Q5R} I do not take the authority of government officials seriously		1	2	3	4	5		
Mean	2.28	n	454	1992	674	304	47	[3471] (87)
Std Dev	0.85	%	13.1	57.4	19.4	8.8	1.4	[100.0] (2.4)
t. {P9Q5T} Once you get on the wrong side of government officials, they will never change their mind about you		1	2	3	4	5		
Mean	3.10	n	106	844	1353	954	216	[3473] (85)
Std Dev	0.94	%	3.1	24.3	39.0	27.5	6.2	[100.0] (2.4)
v. {P9Q5V} As a society we need more people willing to take a stand against government officials		1	2	3	4	5		
Mean	3.05	n	177	879	1252	933	228	[3469] (89)
Std Dev	0.99	%	5.1	25.3	36.1	26.9	6.6	[100.0] (2.5)
w. {P9Q5W} It's impossible to satisfy the demands of government officials completely		1	2	3	4	5		
Mean	3.22	n	82	698	1285	1187	225	[3477] (81)
Std Dev	0.92	%	2.4	20.1	37.0	34.1	6.5	[100.0] (2.3)

HOW YOUR WORLD WORKS

1. There are many different opinions about how the economy works. How strongly do you agree or disagree with the following:

		Strongly disagree	Disagree	Neither	Agree	Strongly agree	Total Valid	Missing Data
a. {P10Q1A} Large firms often get together to cheat consumers by fixing the price of goods and services.....		1	2	3	4	5	[3509]	(49)
Mean	3.74	n	79	381	634	1711	704	[100.0]
Std Dev	0.97	%	2.3	10.9	18.1	48.8	20.1	(1.4)
b. {P10Q1B} In the last few years, the profit motive has come to dominate all aspects of our society.....		1	2	3	4	5	[3516]	(42)
Mean	4.13	n	31	126	366	1811	1182	[100.0]
Std Dev	0.80	%	0.9	3.6	10.4	51.5	33.6	(1.2)
c. {P10Q1C} The profit some businesses make cannot be justified.....		1	2	3	4	5	[3513]	(45)
Mean	4.16	n	38	185	378	1480	1432	[100.0]
Std Dev	0.89	%	1.1	5.3	10.8	42.1	40.8	(1.3)

2a. {P10Q2A} How about the following statements? (Please circle a number)

		1	2	3	4	5	6	7	Total Valid	Missing Data
Competition brings out the worst in people, it makes them greedy and selfish		106	136	212	683	1047	858	445	[3487]	(71)
Mean	4.95	n	106	136	212	683	1047	858	445	[100.0]
Std Dev	1.43	%	3.0	3.9	6.1	19.6	30.0	24.6	12.8	(2.0)
Competition is good, it encourages people to work hard and develop new ideas										

2b. {P10Q2B}

		1	2	3	4	5	6	7	Total Valid	Missing Data
Today's reliance on market forces has deepened social		176	319	449	1164	819	358	175	[3460]	(98)
Mean	4.13	n	176	319	449	1164	819	358	175	[100.0]
Std Dev	1.43	%	5.1	9.2	13.0	33.6	23.7	10.3	5.1	(2.8)
Market forces have helped people to get ahead										

2c. {P10Q2C}

		1	2	3	4	5	6	7	Total Valid	Missing Data
Consumers are much more vulnerable these days		231	377	532	893	735	488	214	[3470]	(88)
Mean	4.11	n	231	377	532	893	735	488	214	[100.0]
Std Dev	1.58	%	6.7	10.9	15.3	25.7	21.2	14.1	6.2	(2.5)
Consumers are much more powerful these days										

3. How strongly do you agree or disagree with the following:

		Strongly disagree	Disagree	Neither	Agree	Strongly agree	Total Valid	Missing Data
a. {P10Q3A} Winning is everything.....		1	2	3	4	5	[3514]	(44)
Mean	2.23	n	733	1683	732	296	70	[100.0]
Std Dev	0.94	%	20.9	47.9	20.8	8.4	2.0	(1.2)
b. {P10Q3B} I enjoy situations that involve competition with others.....		1	2	3	4	5	[3511]	(47)
Mean	3.34	n	93	575	1011	1705	127	[100.0]
Std Dev	0.89	%	2.6	16.4	28.8	48.6	3.6	(1.3)
c. {P10Q3C} Competition is the law of nature.....		1	2	3	4	5	[3511]	(47)
Mean	3.42	n	119	479	893	1854	166	[100.0]
Std Dev	0.90	%	3.4	13.6	25.4	52.8	4.7	(1.3)
d. {P10Q3D} Without competition it is not possible to have a good society.....		1	2	3	4	5	[3504]	(54)
Mean	3.10	n	161	916	948	1359	120	[100.0]
Std Dev	0.98	%	4.6	26.1	27.1	38.8	3.4	(1.5)
e. {P10Q3E} It annoys me when other people perform better than I do.....		1	2	3	4	5	[3509]	(49)
Mean	2.39	n	470	1707	867	421	44	[100.0]
Std Dev	0.91	%	13.4	48.6	24.7	12.0	1.3	(1.4)
f. {P10Q3F} It is not so important how one wins, but that one wins.....		1	2	3	4	5	[3512]	(46)
Mean	1.94	n	1239	1566	440	200	67	[100.0]
Std Dev	0.94	%	35.3	44.6	12.5	5.7	1.9	(1.3)

4. Below are some statements on how people see rules and regulations. How much do you agree or disagree with each of these statements?

		Strongly disagree	Disagree	Neither	Agree	Strongly agree	Total Valid	Missing Data
a. {P11Q4A} People who obey rules often disadvantage themselves		1	2	3	4	5		
Mean	2.85	n	215	1410	685	1087	120	[3517] (41)
Std Dev	1.03	%	6.1	40.1	19.5	30.9	3.4	[100.0] (1.2)
b. {P11Q4B} It is never ok to break the law, not even minor ones		1	2	3	4	5		
Mean	3.48	n	96	710	636	1555	526	[3523] (35)
Std Dev	1.06	%	2.7	20.2	18.1	44.1	14.9	[100.0] (1.0)
c. {P11Q4C} I do not care too much if other people think that I sometimes "bend" the rules.....		1	2	3	4	5		
Mean	2.45	n	491	1610	805	552	48	[3506] (52)
Std Dev	0.96	%	14.0	45.9	23.0	15.7	1.4	[100.0] (1.5)
d. {P11Q4D} It feels good to bend the rules and get away with it		1	2	3	4	5		
Mean	2.18	n	803	1655	681	294	51	[3484] (74)
Std Dev	0.93	%	23.0	47.5	19.5	8.4	1.5	[100.0] (2.1)
e. {P11Q4E} Even if I had the chance to cheat I wouldn't do so. It is morally wrong.....		1	2	3	4	5		
Mean	3.83	n	114	275	519	1788	809	[3505] (53)
Std Dev	0.98	%	3.3	7.8	14.8	51.0	23.1	[100.0] (1.5)
f. {P11Q4F} To make money, there are no right and wrong answers, only easy ways and hard ways		1	2	3	4	5		
Mean	2.90	n	428	1008	775	1060	225	[3496] (62)
Std Dev	1.15	%	12.2	28.8	22.2	30.3	6.4	[100.0] (1.7)
g. {P11Q4G} Sometimes you need to ignore the law and do what you want to.....		1	2	3	4	5		
Mean	2.17	n	776	1777	567	322	55	[3497] (61)
Std Dev	0.93	%	22.2	50.8	16.2	9.2	1.6	[100.0] (1.7)
h. {P11Q4H} The idea of being caught puts me off doing anything wrong..		1	2	3	4	5		
Mean	3.49	n	192	495	696	1631	481	[3495] (63)
Std Dev	1.07	%	5.5	14.2	19.9	46.7	13.8	[100.0] (1.8)

5. These questions are about you, the sort of person you are:

		Strongly disagree	Disagree	Neither	Agree	Strongly agree	Total Valid	Missing Data
a. {P11Q5A} It's important for me to be open to criticism from others.....		1	2	3	4	5		
Mean	3.92	n	15	142	328	2651	382	[3518] (40)
Std Dev	0.63	%	0.4	4.0	9.3	75.4	10.9	[100.0] (1.1)
b. {P11Q5B} I am grateful for all that I learn from other people		1	2	3	4	5		
Mean	4.19	n	8	22	122	2509	865	[3526] (32)
Std Dev	0.54	%	0.2	0.6	3.5	71.2	24.5	[100.0] (0.9)
c. {P11Q5C} I don't like to benefit at the expense of others.....		1	2	3	4	5		
Mean	4.00	n	23	177	377	2163	787	[3527] (31)
Std Dev	0.77	%	0.7	5.0	10.7	61.3	22.3	[100.0] (0.9)
d. {P11Q5D} Humility is an important quality for all of us to have		1	2	3	4	5		
Mean	4.08	n	21	120	311	2169	898	[3519] (39)
Std Dev	0.73	%	0.6	3.4	8.8	61.6	25.5	[100.0] (1.1)
e. {P11Q5E} It's important to avoid acting in ways that make life difficult for others.....		1	2	3	4	5		
Mean	4.18	n	23	83	205	2131	1084	[3526] (32)
Std Dev	0.70	%	0.7	2.4	5.8	60.4	30.7	[100.0] (0.9)
f. {P11Q5F} I tend to learn from the mistakes I make.....		1	2	3	4	5		
Mean	4.13	n	8	56	192	2477	796	[3529] (29)
Std Dev	0.59	%	0.2	1.6	5.4	70.2	22.6	[100.0] (0.8)
g. {P11Q5G} I respect all people irrespective of their status		1	2	3	4	5		
Mean	3.98	n	22	229	374	2064	834	[3523] (35)
Std Dev	0.81	%	0.6	6.5	10.6	58.6	23.7	[100.0] (1.0)
h. {P11Q5H} I like to live modestly		1	2	3	4	5		
Mean	3.79	n	25	274	556	2221	451	[3527] (31)
Std Dev	0.79	%	0.7	7.8	15.8	63.0	12.8	[100.0] (0.9)

6. Most people find themselves in situations in which they might consider doing some of the following. What do you think of the following ways of behaving?

	Never Justified										Always Justified	
	1	2	3	4	5	6	7	8	9	Total Valid	Missing Data	
a. {P12Q6A} Agree to pay “in cash” in order to avoid GST or other taxes	1	2	3	4	5	6	7	8	9	Total Valid	Missing Data	
Mean	4.30									[3509]	(49)	
Std Dev	2.35									[100.0]	(1.4)	
	n	632	354	399	274	788	419	334	122	187		
	%	18.0	10.1	11.4	7.8	22.5	11.9	9.5	3.5	5.3		
b. {P12Q6B} Take something from your workplace with no intention of returning it.....	1	2	3	4	5	6	7	8	9	Total Valid	Missing Data	
Mean	2.08									[3510]	(48)	
Std Dev	1.61									[100.0]	(1.3)	
	n	1935	630	364	193	214	99	42	13	20		
	%	55.1	17.9	10.4	5.5	6.1	2.8	1.2	0.4	0.6		
c. {P12Q6C} Claiming government benefits to which a person is not entitled	1	2	3	4	5	6	7	8	9	Total Valid	Missing Data	
Mean	1.44									[3524]	(34)	
Std Dev	1.11									[100.0]	(1.0)	
	n	2769	401	157	70	73	26	8	4	16		
	%	78.6	11.4	4.5	2.0	2.1	0.7	0.2	0.1	0.5		
d. {P12Q6D} Avoiding a fare on public transport	1	2	3	4	5	6	7	8	9	Total Valid	Missing Data	
Mean	1.74									[3521]	(37)	
Std Dev	1.40									[100.0]	(1.0)	
	n	2342	553	279	121	123	43	26	9	25		
	%	66.5	15.7	7.9	3.4	3.5	1.2	0.7	0.3	0.7		
e. {P12Q6E} Cheating on tax given the chance.....	1	2	3	4	5	6	7	8	9	Total Valid	Missing Data	
Mean	1.96									[3519]	(39)	
Std Dev	1.65									[100.0]	(1.1)	
	n	2141	608	283	140	190	50	38	18	51		
	%	60.8	17.3	8.0	4.0	5.4	1.4	1.1	0.5	1.4		
f. {P12Q6F} Keeping money that you have found	1	2	3	4	5	6	7	8	9	Total Valid	Missing Data	
Mean	2.99									[3520]	(38)	
Std Dev	2.17									[100.0]	(1.1)	
	n	1311	580	420	232	507	176	154	58	82		
	%	37.2	16.5	11.9	6.6	14.4	5.0	4.4	1.6	2.3		
g. {P12Q6G} Lying in your own interest.....	1	2	3	4	5	6	7	8	9	Total Valid	Missing Data	
Mean	2.34									[3514]	(44)	
Std Dev	1.74									[100.0]	(1.2)	
	n	1650	699	404	207	355	97	62	10	30		
	%	47.0	19.9	11.5	5.9	10.1	2.8	1.8	0.3	0.9		
h. {P12Q6H} Parking cars in “No Parking” areas	1	2	3	4	5	6	7	8	9	Total Valid	Missing Data	
Mean	2.21									[3523]	(35)	
Std Dev	1.70									[100.0]	(1.0)	
	n	1815	676	380	182	251	112	71	14	22		
	%	51.5	19.2	10.8	5.2	7.1	3.2	2.0	0.4	0.6		
i. {P12Q6I} During an insurance claim, adding items which had not been lost, damaged or stolen	1	2	3	4	5	6	7	8	9	Total Valid	Missing Data	
Mean	1.70									[3524]	(34)	
Std Dev	1.43									[100.0]	(1.0)	
	n	2423	568	207	90	110	53	32	13	28		
	%	68.8	16.1	5.9	2.6	3.1	1.5	0.9	0.4	0.8		
j. {P12Q6J} Trying to claim for replacement items or refunds from a shop when you know you are not entitled to.....	1	2	3	4	5	6	7	8	9	Total Valid	Missing Data	
Mean	1.53									[3518]	(40)	
Std Dev	1.22									[100.0]	(1.1)	
	n	2591	526	170	79	80	27	16	7	22		
	%	73.6	15.0	4.8	2.2	2.3	0.8	0.5	0.2	0.6		

6. And the following?

	Never Justified										Always Justified	
	1	2	3	4	5	6	7	8	9	Total Valid	Missing Data	
a. {P12Q6A} Taking something small from a friend and not telling them	1	2	3	4	5	6	7	8	9	Total Valid	Missing Data	
Mean	1.27									[3528]	(30)	
Std Dev	0.85									[100.0]	(0.8)	
	n	2981	363	94	32	30	11	3	0	14		
	%	84.5	10.3	2.7	0.9	0.9	0.3	0.1	0.0	0.4		
b. {P12Q6B} Not returning something a friend lent you.....	1	2	3	4	5	6	7	8	9	Total Valid	Missing Data	
Mean	1.40									[3526]	(32)	
Std Dev	0.96									[100.0]	(0.9)	
	n	2692	550	166	46	36	13	5	2	16		
	%	76.3	15.6	4.7	1.3	1.0	0.4	0.1	0.1	0.5		
c. {P12Q6C} Cheating a friend out of some money ..	1	2	3	4	5	6	7	8	9	Total Valid	Missing Data	
Mean	1.15									[3527]	(31)	
Std Dev	0.71									[100.0]	(0.9)	
	n	3235	208	36	11	16	4	2	0	15		
	%	91.7	5.9	1.0	0.3	0.5	0.1	0.1	0.0	0.4		
d. {P12Q6D} Letting a friend down by not sticking up for them in a difficult situation	1	2	3	4	5	6	7	8	9	Total Valid	Missing Data	
Mean	1.66									[3525]	(33)	
Std Dev	1.17									[100.0]	(0.9)	
	n	2215	796	274	88	109	13	8	6	16		
	%	62.8	22.6	7.8	2.5	3.1	0.4	0.2	0.2	0.5		

		Never Justified										Always Justified	
		1	2	3	4	5	6	7	8	9	Total Valid	Missing Data	
e. {P13Q6E}	Letting a friend down by not standing by them when they are in trouble	1	2	3	4	5	6	7	8	9	[3521]	(37)	
Mean	1.64	n 2295	754	249	74	85	12	12	11	29	[100.0]	(1.0)	
Std Dev	1.25	% 65.2	21.4	7.1	2.1	2.4	0.3	0.3	0.3	0.8	[100.0]	(1.0)	
f. {P13Q6F}	Making time for a friend who needs your help even when it is inconvenient	1	2	3	4	5	6	7	8	9	[3515]	(43)	
Mean	5.92	n 596	369	143	64	103	145	407	649	1039	[100.0]	(1.2)	
Std Dev	3.15	% 17.0	10.5	4.1	1.8	2.9	4.1	11.6	18.5	29.6	[100.0]	(1.2)	

9. How strongly do you agree or disagree with the following?

		Strongly disagree		Disagree	Neither	Agree	Strongly agree		Total Valid	Missing Data
		1	2	3	4	5	Total Valid	Missing Data		
a. {P13Q9A}	Being a good citizen is about becoming involved in your community	1	2	3	4	5	[3533]	(25)		
Mean	3.60	n 50	434	808	1821	420	[100.0]	(0.7)		
Std Dev	0.90	% 1.4	12.3	22.9	51.5	11.9	[100.0]	(0.7)		
b. {P13Q9B}	Being a good citizen means taking an active interest in politics	1	2	3	4	5	[3530]	(28)		
Mean	2.92	n 199	1039	1269	890	133	[100.0]	(0.8)		
Std Dev	0.96	% 5.6	29.4	35.9	25.2	3.8	[100.0]	(0.8)		
c. {P13Q9C}	Being a good citizen means standing up for what you think is right even if others disagree	1	2	3	4	5	[3530]	(28)		
Mean	3.91	n 30	155	496	2262	587	[100.0]	(0.8)		
Std Dev	0.74	% 0.8	4.4	14.1	64.1	16.6	[100.0]	(0.8)		
d. {P13Q9D}	Good citizens do not rely on government, they take responsibility for themselves	1	2	3	4	5	[3523]	(35)		
Mean	3.68	n 53	370	732	1861	507	[100.0]	(1.0)		
Std Dev	0.90	% 1.5	10.5	20.8	52.8	14.4	[100.0]	(1.0)		
e. {P13Q9E}	Good citizens give a helping hand to others	1	2	3	4	5	[3531]	(27)		
Mean	4.15	n 14	34	154	2526	803	[100.0]	(0.8)		
Std Dev	0.57	% 0.4	1.0	4.4	71.5	22.7	[100.0]	(0.8)		
f. {P13Q9F}	Good citizens accept that others have a right to be different....	1	2	3	4	5	[3527]	(31)		
Mean	4.22	n 21	40	117	2328	1021	[100.0]	(0.9)		
Std Dev	0.61	% 0.6	1.1	3.3	66.0	28.9	[100.0]	(0.9)		
g. {P13Q9G}	Good citizens work hard and do their fair share.....	1	2	3	4	5	[3528]	(30)		
Mean	4.18	n 9	29	191	2393	906	[100.0]	(0.8)		
Std Dev	0.58	% 0.3	0.8	5.4	67.8	25.7	[100.0]	(0.8)		
h. {P13Q9H}	Good citizens get on with their own lives and let others live as they want to.....	1	2	3	4	5	[3528]	(30)		
Mean	3.98	n 27	178	440	2079	804	[100.0]	(0.8)		
Std Dev	0.79	% 0.8	5.0	12.5	58.9	22.8	[100.0]	(0.8)		

OUR SOCIETY'S GOALS AND VALUES

1 Below are 16 goals that refer to our society, our nation, and to people in general. Please indicate the extent to which you accept or reject each of the following as principles that guide your judgements and actions. Circle the number that comes closest to the way you feel about each goal.

		Reject	Inclined to reject	Neither reject nor accept	Inclined to accept	Accept as important	Accept as very important	Accept as of utmost importance	Total Valid	Missing Data
		1	2	3	4	5	6	7	Total Valid	Missing Data
a. {P13Q1A}	A Good Life for Others (improving the welfare of all people in need)	1	2	3	4	5	6	7	[3525]	(33)
Mean	5.22	n 19	57	145	624	1236	945	499	[100.0]	(0.9)
Std Dev	1.17	% 0.5	1.6	4.1	17.7	35.1	26.8	14.2	[100.0]	(0.9)
b. {P13Q1B}	Rule by the People (involvement by all citizens in making decisions that affect their community)...	1	2	3	4	5	6	7	[3519]	(39)
Mean	5.12	n 32	67	217	600	1264	879	460	[100.0]	(1.1)
Std Dev	1.22	% 0.9	1.9	6.2	17.1	35.9	25	13.1	[100.0]	(1.1)

		Reject	Inclined to reject	Neither reject nor accept	Inclined to accept	Accept as important	Accept as very important	Accept as of utmost importance	Total Valid	Missing Data
c. {P14Q1C} International Cooperation (having all nations working together to help each other)		1	2	3	4	5	6	7	[3519]	(39)
Mean 5.36	n	21	41	143	543	1150	945	676	[100.0]	(1.1)
Std Dev 1.19	%	0.6	1.2	4.1	15.4	32.7	26.9	19.2		
d. {P14Q1D} Social Progress and Reform (readiness to change our way of life for the better)		1	2	3	4	5	6	7	[3510]	(48)
Mean 5.27	n	14	20	113	610	1304	1016	433	[100.0]	(1.3)
Std Dev 1.06	%	0.4	0.6	3.2	17.4	37.2	28.9	12.3		
e. {P14Q1E} National Greatness (being a united, strong, independent, and powerful nation)		1	2	3	4	5	6	7	[3503]	(55)
Mean 5.14	n	17	89	253	628	1119	848	549	[100.0]	(1.5)
Std Dev 1.28	%	0.5	2.5	7.2	17.9	31.9	24.2	15.7		
f. {P14Q1F} A World at Peace (being free from war and conflict)		1	2	3	4	5	6	7	[3503]	(55)
Mean 6.32	n	14	11	54	146	425	746	2107	[100.0]	(1.5)
Std Dev 1.04	%	0.4	0.3	1.5	4.2	12.1	21.3	60.1		
g. {P14Q1G} A World of Beauty (having the beauty of nature and the arts: music, literature, art, etc.)		1	2	3	4	5	6	7	[3511]	(47)
Mean 5.42	n	13	29	192	525	1054	892	806	[100.0]	(1.3)
Std Dev 1.23	%	0.4	0.8	5.5	15.0	30.0	25.4	23		
h. {P14Q1H} Reward for Individual Effort (letting individuals prosper through gains made by initiative and hard work)		1	2	3	4	5	6	7	[3513]	(45)
Mean 5.62	n	6	11	82	365	1084	1168	797	[100.0]	(1.3)
Std Dev 1.05	%	0.2	0.3	2.3	10.4	30.9	33.2	22.7		
i. {P14Q1I} Human Dignity (allowing each individual to be treated as someone of worth)		1	2	3	4	5	6	7	[3513]	(45)
Mean 6.13	n	7	7	26	184	636	1069	1584	[100.0]	(1.3)
Std Dev 0.99	%	0.2	0.2	0.7	5.2	18.1	30.4	45.1		
j. {P14Q1J} National Security (protection of your nation from enemies)		1	2	3	4	5	6	7	[3509]	(49)
Mean 6.11	n	15	20	62	199	596	903	1714	[100.0]	(1.4)
Std Dev 1.11	%	0.4	0.6	1.8	5.7	17.0	25.7	48.8		
k. {P14Q1K} Equal Opportunity for All (giving everyone an equal chance in life)		1	2	3	4	5	6	7	[3513]	(45)
Mean 6.08	n	10	11	46	200	627	1064	1555	[100.0]	(1.3)
Std Dev 1.04	%	0.3	0.3	1.3	5.7	17.8	30.3	44.3		
l. {P14Q1L} Freedom (being able to live as you choose whilst respecting the freedom of others)		1	2	3	4	5	6	7	[3512]	(46)
Mean 6.17	n	7	19	37	157	566	1015	1711	[100.0]	(1.3)
Std Dev 1.01	%	0.2	0.5	1.1	4.5	16.1	28.9	48.7		
m. {P14Q1M} Greater Economic Equality (lessening the gap between the rich and the poor)		1	2	3	4	5	6	7	[3503]	(55)
Mean 5.54	n	26	88	192	419	794	900	1084	[100.0]	(1.5)
Std Dev 1.37	%	0.7	2.5	5.5	12.0	22.7	25.7	30.9		
n. {P14Q1N} The Rule of Law (living by laws that everyone must follow)		1	2	3	4	5	6	7	[3502]	(56)
Mean 5.73	n	11	24	93	339	870	1141	1024	[100.0]	(1.6)
Std Dev 1.13	%	0.3	0.7	2.7	9.7	24.8	32.6	29.2		
o. {P14Q1O} National Economic Development (having greater economic progress and prosperity for the nation)		1	2	3	4	5	6	7	[3503]	(55)
Mean 5.49	n	14	18	116	446	1076	1149	684	[100.0]	(1.5)
Std Dev 1.11	%	0.4	0.5	3.3	12.7	30.7	32.8	19.5		
p. {P14Q1P} Preserving the Natural Environment (preventing the destruction of nature's beauty and resources)		1	2	3	4	5	6	7	[3516]	(42)
Mean 6.10	n	12	11	52	232	596	949	1664	[100.0]	(1.2)
Std Dev 1.08	%	0.3	0.3	1.5	6.6	17.0	27	47.3		
2. We continue the last question with a further list, this time made up of personal goals and ways of living that different people use as guiding principles in their daily lives. What do you think of these?										
a. {P14Q2A} Wisdom (having a mature understanding of life)		1	2	3	4	5	6	7	[3513]	(45)
Mean 5.75	n	5	5	54	252	1050	1251	896	[100.0]	(1.3)
Std Dev 0.99	%	0.1	0.1	1.5	7.2	29.9	35.6	25.5		
b. {P14Q2B} Authority (having power to influence others and control decisions)		1	2	3	4	5	6	7	[3497]	(61)
Mean 4.11	n	85	258	758	1032	924	342	98	[100.0]	(1.7)
Std Dev 1.28	%	2.4	7.4	21.7	29.5	26.4	9.8	2.8		
c. {P14Q2C} Recognition by the Community (having high standing in the community)		1	2	3	4	5	6	7	[3500]	(58)
Mean 4.25	n	53	179	838	968	859	423	180	[100.0]	(1.6)
Std Dev 1.31	%	1.5	5.1	23.9	27.7	24.5	12.1	5.1		
d. {P14Q2D} The Pursuit of Knowledge (always trying to find out new things about the world we live in)		1	2	3	4	5	6	7	[3510]	(48)
Mean 5.45	n	8	9	152	494	1084	1074	689	[100.0]	(1.3)
Std Dev 1.12	%	0.2	0.3	4.3	14.1	30.9	30.6	19.6		
e. {P14Q2E} Self-knowledge/Self-insight (being more aware of what sort of person you are)		1	2	3	4	5	6	7	[3509]	(49)
Mean 5.61	n	11	5	107	403	1023	1122	838	[100.0]	(1.4)
Std Dev 1.10	%	0.3	0.1	3.0	11.5	29.2	32	23.9		

		Reject	Inclined to reject	Neither reject nor accept	Inclined to accept	Accept as important	Accept as very important	Accept as of utmost importance	Total Valid	Missing Data
f. {P15Q2F} Economic Prosperity (being financially well-off).....		1	2	3	4	5	6	7	[3512]	(46)
Mean 4.92	n	18	45	263	706	1561	692	227	[100.0]	(1.3)
Std Dev 1.07	%	0.5	1.3	7.5	20.1	44.4	19.7	6.5	Total	Missing
g. {P15Q2G} Self-respect (believing in your own worth).....		1	2	3	4	5	6	7	[3517]	(41)
Mean 5.98	n	5	7	28	187	797	1254	1239	[100.0]	(1.2)
Std Dev 0.97	%	0.1	0.2	0.8	5.3	22.7	35.7	35.2	Total	Missing
h. {P15Q2H} Self-improvement (striving to be a better person).....		1	2	3	4	5	6	7	[3475]	(83)
Mean 5.85	n	4	4	34	216	934	1313	970	[100.0]	(2.3)
Std Dev 0.95	%	0.1	0.1	1.0	6.2	26.9	37.8	27.9	Total	Missing
i. {P15Q2I} Ambitious (being eager to do well).....		1	2	3	4	5	6	7	[3509]	(49)
Mean 5.13	n	17	46	233	613	1290	864	446	[100.0]	(1.4)
Std Dev 1.17	%	0.5	1.3	6.6	17.5	36.8	24.6	12.7	Total	Missing
j. {P15Q2J} Inner Harmony (feeling free of conflict within yourself).....		1	2	3	4	5	6	7	[3494]	(64)
Mean 5.85	n	7	8	77	276	828	1137	1161	[100.0]	(1.8)
Std Dev 1.07	%	0.2	0.2	2.2	7.9	23.7	32.5	33.2	Total	Missing
k. {P15Q2K} Trusting (having faith in others).....		1	2	3	4	5	6	7	[3513]	(45)
Mean 5.51	n	19	26	91	412	1093	1195	677	[100.0]	(1.3)
Std Dev 1.11	%	0.5	0.7	2.6	11.7	31.1	34	19.3	Total	Missing
l. {P15Q2L} Giving Others a Fair Go (giving others a chance).....		1	2	3	4	5	6	7	[3514]	(44)
Mean 5.73	n	5	5	37	269	1065	1314	819	[100.0]	(1.2)
Std Dev 0.96	%	0.1	0.1	1.1	7.7	30.3	37.4	23.3	Total	Missing
m. {P15Q2M} Generous (sharing what you have with others).....		1	2	3	4	5	6	7	[3503]	(55)
Mean 5.25	n	18	39	178	570	1205	984	509	[100.0]	(1.5)
Std Dev 1.16	%	0.5	1.1	5.1	16.3	34.4	28.1	14.5	Total	Missing
n. {P15Q2N} Competitive (always trying to do better than others).....		1	2	3	4	5	6	7	[3513]	(45)
Mean 3.63	n	200	536	977	863	637	206	94	[100.0]	(1.3)
Std Dev 1.39	%	5.7	15.3	27.8	24.6	18.1	5.9	2.7	Total	Missing
o. {P15Q2O} Understanding (able to share another's feelings).....		1	2	3	4	5	6	7	[3502]	(56)
Mean 5.47	n	5	18	87	459	1167	1169	597	[100.0]	(1.6)
Std Dev 1.05	%	0.1	0.5	2.5	13.1	33.3	33.4	17	Total	Missing
p. {P15Q2P} Helpful (always ready to assist others).....		1	2	3	4	5	6	7	[3516]	(42)
Mean 5.55	n	6	11	58	389	1190	1218	644	[100.0]	(1.2)
Std Dev 1.00	%	0.2	0.3	1.6	11.1	33.8	34.6	18.3	Total	Missing
q. {P15Q2Q} Cooperative (being able to work in harmony with others).....		1	2	3	4	5	6	7	[3501]	(57)
Mean 5.70	n	7	3	41	257	1109	1347	737	[100.0]	(1.6)
Std Dev 0.95	%	0.2	0.1	1.2	7.3	31.7	38.5	21.1	Total	Missing
r. {P15Q2R} Honest (never cheating or lying).....		1	2	3	4	5	6	7	[3515]	(43)
Mean 5.97	n	10	8	67	235	698	1166	1331	[100.0]	(1.2)
Std Dev 1.06	%	0.3	0.2	1.9	6.7	19.9	33.2	37.9	Total	Missing
s. {P15Q2S} Forgiving (willing to pardon others).....		1	2	3	4	5	6	7	[3514]	(44)
Mean 5.43	n	18	42	156	477	1060	1040	721	[100.0]	(1.2)
Std Dev 1.20	%	0.5	1.2	4.4	13.6	30.2	29.6	20.5	Total	Missing
t. {P15Q2T} Conscientious (being hardworking).....		1	2	3	4	5	6	7	[3515]	(43)
Mean 5.80	n	6	6	49	246	915	1397	896	[100.0]	(1.2)
Std Dev 0.98	%	0.2	0.2	1.4	7.0	26.0	39.7	25.5	Total	Missing
u. {P15Q2U} Polite (being well-mannered).....		1	2	3	4	5	6	7	[3518]	(40)
Mean 5.92	n	6	5	38	228	804	1312	1125	[100.0]	(1.1)
Std Dev 0.98	%	0.2	0.1	1.1	6.5	22.9	37.3	32	Total	Missing
v. {P15Q2V} Clean (not having dirty habits).....		1	2	3	4	5	6	7	[3515]	(43)
Mean 5.82	n	8	16	100	290	791	1171	1139	[100.0]	(1.2)
Std Dev 1.11	%	0.2	0.5	2.8	8.3	22.5	33.3	32.4	Total	Missing
w. {P15Q2W} Patriotic (being loyal to your country).....		1	2	3	4	5	6	7	[3519]	(39)
Mean 5.60	n	31	70	192	392	768	909	1157	[100.0]	(1.1)
Std Dev 1.37	%	0.9	2.0	5.5	11.1	21.8	25.8	32.9	Total	Missing
x. {P15Q2X} Efficient (always using the best method to get the best results).....		1	2	3	4	5	6	7	[3514]	(44)
Mean 5.51	n	12	24	117	436	1060	1167	698	[100.0]	(1.2)
Std Dev 1.12	%	0.3	0.7	3.3	12.4	30.2	33.2	19.9	Total	Missing
y. {P15Q2Y} Showing Foresight (thinking and seeing ahead).....		1	2	3	4	5	6	7	[3513]	(45)
Mean 5.59	n	6	5	72	368	1126	1261	675	[100.0]	(1.3)
Std Dev 1.01	%	0.2	0.1	2.0	10.5	32.1	35.9	19.2	Total	Missing
z. {P15Q2Z} Resourceful (being clever at finding ways to achieve a goal).....		1	2	3	4	5	6	7	[3507]	(51)
Mean 5.53	n	6	6	86	403	1169	1204	633	[100.0]	(1.4)
Std Dev 1.02	%	0.2	0.2	2.5	11.5	33.3	34.3	18	Total	Missing

	1	2	3	4	5	6	7	Total Valid	Missing Data	
aa. {P15Q2AA} Knowledgeable (being well informed)....										
Mean	5.68							[3516]	(42)	
Std Dev	0.97	n 7	6	58	273	1091	1355	726	[100.0]	(1.2)
		% 0.2	0.2	1.6	7.8	31.0	38.5	20.6		

YOUR VIEWS ON THE TAX SYSTEM

The final section focuses on the tax system and the tax office and the way you engage with them. The questions ask you for your personal opinion. There are no right or wrong answers.

1. Below are statements that describe people's attitudes to taxation. *Circle the number closest to your view.*

		Strongly disagree	Disagree	Neither	Agree	Strongly agree	Total Valid	Missing Data
a. {P16Q1A} I enjoy spending time working out how changes in the tax system will affect me		1	2	3	4	5		
Mean	2.41	n 683	1181	1161	392	56	[3473]	(85)
Std Dev	0.98	% 19.7	34.0	33.4	11.3	1.6	[100.0]	(2.4)
b. {P16Q1B} I like the game of finding the grey area of tax law		1	2	3	4	5		
Mean	2.13	n 870	1474	954	141	31	[3470]	(88)
Std Dev	0.87	% 25.1	42.5	27.5	4.1	0.9	[100.0]	(2.5)
d. {P16Q1D} I enjoy talking to friends about loopholes in the tax system ...		1	2	3	4	5		
Mean	2.17	n 916	1347	926	246	32	[3467]	(91)
Std Dev	0.93	% 26.4	38.9	26.7	7.1	0.9	[100.0]	(2.6)
e. {P16Q1E} The tax system may not be perfect, but it works well enough for most of us		1	2	3	4	5		
Mean	3.19	n 202	685	893	1619	67	[3466]	(92)
Std Dev	0.97	% 5.8	19.8	25.8	46.7	1.9	[100.0]	(2.6)
i. {P16Q1I} I think of taxpaying as helping the government do worthwhile things.....		1	2	3	4	5		
Mean	3.38	n 139	510	907	1729	187	[3472]	(86)
Std Dev	0.94	% 4.0	14.7	26.1	49.8	5.4	[100.0]	(2.4)
j. {P16Q1J} Paying tax is the right thing to do.....		1	2	3	4	5		
Mean	3.87	n 32	112	545	2386	401	[3476]	(82)
Std Dev	0.68	% 0.9	3.2	15.7	68.6	11.5	[100.0]	(2.3)
k. {P16Q1K} Paying tax is a responsibility that should be willingly accepted by all Australians		1	2	3	4	5		
Mean	3.92	n 36	128	507	2202	599	[3472]	(86)
Std Dev	0.74	% 1.0	3.7	14.6	63.4	17.3	[100.0]	(2.4)
l. {P16Q1L} Paying my tax ultimately advantages everyone.....		1	2	3	4	5		
Mean	3.66	n 84	338	668	1970	408	[3468]	(90)
Std Dev	0.90	% 2.4	9.7	19.3	56.8	11.8	[100.0]	(2.5)

WAYS OF WORKING WITH THE TAX OFFICE

1. Below are statements that describe ways people see the Tax Office working. *Circle the number closest to your view.*

		Strongly disagree	Disagree	Neither	Agree	Strongly agree	Total Valid	Missing Data
a. {P16Q1A} It's impossible to satisfy the requirements of the Tax Office completely		1	2	3	4	5		
Mean	2.99	n 106	1092	1167	946	165	[3476]	(82)
Std Dev	0.95	% 3.0	31.4	33.6	27.2	4.7	[100.0]	(2.3)
b. {P16Q1B} The Tax Office is more interested in catching you for doing the wrong thing, than helping you do the right thing		1	2	3	4	5		
Mean	3.09	n 112	1063	1009	998	301	[3483]	(75)
Std Dev	1.03	% 3.2	30.5	29.0	28.7	8.6	[100.0]	(2.1)

		Strongly disagree	Disagree	Neither	Agree	Strongly agree	Total Valid	Missing Data
d. {P17Q1D} As a society we need more people willing to take a stand against the Tax Office.....		1	2	3	4	5		
Mean	2.69	n 222	1353	1268	536	97	[3476]	(82)
Std Dev	0.90	% 6.4	38.9	36.5	15.4	2.8	[100.0]	(2.3)
e. {P17Q1E} The Tax Office respects taxpayers who can give them a run for their money.....		1	2	3	4	5		
Mean	2.30	n 449	1738	1101	149	28	[3465]	(93)
Std Dev	0.78	% 13.0	50.2	31.8	4.3	0.8	[100.0]	(2.6)
f. {P17Q1F} If you cooperate with the Tax Office, they are likely to be cooperative with you.....		1	2	3	4	5		
Mean	3.59	n 50	269	881	2121	152	[3473]	(85)
Std Dev	0.76	% 1.4	7.7	25.4	61.1	4.4	[100.0]	(2.4)
h. {P17Q1H} Once the Tax Office has you branded as a non-compliant taxpayer, they will never change their mind.....		1	2	3	4	5		
Mean	3.02	n 75	825	1648	765	138	[3451]	(107)
Std Dev	0.84	% 2.2	23.9	47.8	22.2	4.0	[100.0]	(3.0)
i. {P17Q1I} Even if the Tax Office finds that I am doing something wrong, they will respect me in the long run as long as I admit my mistakes.....		1	2	3	4	5		
Mean	3.05	n 159	721	1445	1081	61	[3467]	(91)
Std Dev	0.88	% 4.6	20.8	41.7	31.2	1.8	[100.0]	(2.6)
k. {P17Q1K} The Tax Office is encouraging to those who have difficulty meeting their obligations through no fault of their own.....		1	2	3	4	5		
Mean	3.07	n 150	581	1662	1007	57	[3457]	(101)
Std Dev	0.83	% 4.3	16.8	48.1	29.1	1.6	[100.0]	(2.8)

SOME MORE ABOUT RELATIONS WITH THE TAX OFFICE

1. How close are the following to your views? *Circle the number closest to your view.*

		Strongly disagree	Disagree	Neither	Agree	Strongly agree	Total Valid	Missing Data
a. {P17Q1A} If I find out that I am not doing what the Tax Office wants, I'm not going to lose any sleep over it		1	2	3	4	5		
Mean	2.57	n 229	1657	1000	533	46	[3465]	(93)
Std Dev	0.88	% 6.6	47.8	28.9	15.4	1.3	[100.0]	(2.6)
c. {P17Q1C} I personally don't think that there is much the Tax Office can do to me to make me pay tax if I don't want to		1	2	3	4	5		
Mean	1.87	n 934	2148	307	57	18	[3464]	(94)
Std Dev	0.67	% 27.0	62.0	8.9	1.6	0.5	[100.0]	(2.6)
d. {P17Q1D} I don't care if I am not doing the right thing by the Tax Office.....		1	2	3	4	5		
Mean	1.94	n 858	2097	412	76	23	[3466]	(92)
Std Dev	0.71	% 24.8	60.5	11.9	2.2	0.7	[100.0]	(2.6)
e. {P17Q1E} If the Tax Office gets tough with me, I will become uncooperative with them.....		1	2	3	4	5		
Mean	2.07	n 732	1993	552	154	34	[3465]	(93)
Std Dev	0.80	% 21.1	57.5	15.9	4.4	1.0	[100.0]	(2.6)
g. {P17Q1G} I don't really know what the Tax Office expects of me and I'm not about to ask		1	2	3	4	5		
Mean	2.55	n 346	1510	1066	467	78	[3467]	(91)
Std Dev	0.92	% 10.0	43.6	30.7	13.5	2.2	[100.0]	(2.6)

BACKGROUND INFORMATION

In this section we ask some background questions about you and your family. We ask questions like this so we can analyze and understand how a person's background and situation is related to their attitudes and approaches to life. For example, we will use age to see how the opinions of young and old vary. We will use income to see how approaches to life differ between those on different incomes.

1. **{P18Q1}** Firstly, what is your sex?

	n	%
Male	1661	47.6
Female.....	1826	52.4
Total Valid	[3487]	[100.0]
Missing Data	(71)	(2.0)

2. **{P18Q2}** What is your age in years? _____ years

See Appendix One

3. **{P18Q3}** In what country were you born?

	n	%
Australia.....	2703	85.1
Other (please specify-_____).....	473	14.9
Total Valid	[3176]	[100.0]
Missing Data	(382)	(10.7)

See Appendix Two

4. **{P18Q4}** What is your current marital status?

Never married	550	15.8
Now married (including de facto relationships)	2423	69.6
Widowed.....	181	5.2
Divorced or separated	328	9.4
Total Valid	[3482]	[100.0]
Missing Data	(76)	(2.1)

5. **{P18Q5}** What is the highest level of education you have completed? *(Please circle the highest number that applies to you.)*

Did not have any or much formal schooling	33	0.9
Primary School.....	115	3.3
Junior Secondary/ Intermediate/ Form 4/ Year 10	765	22.0
Senior Secondary/ Leaving/ Form 6/ Year 12	603	17.3
Certificate (Level I, II, III or IV)	272	7.8
Trade Certificate or Nursing Diploma.....	429	12.3
Diploma or Advanced Diploma	406	11.7
Bachelor Degree.....	470	13.5
Graduate Certificate or Graduate Diploma.....	202	5.8
Post-graduate Degree (e.g.. Masters or Doctorate).....	189	5.4
Total Valid	[3484]	[100.0]
Missing Data	(74)	(2.1)

6. **{P18Q6}** Now some questions about the work that you are doing. Last week were you mainly...*(Please choose the one category that best describes your situation last week)*

Working full time for pay.....	1449	41.6
Working part time for pay	572	16.4
Unemployed.....	100	2.9
Retired from paid work	728	20.9
Full time student.....	87	2.5
Keeping house.....	327	9.4
Other	222	6.4
Total Valid	[3485]	[100.0]
Missing Data	(73)	(2.1)

7. **{P19Q7}** Next, we would like to ask you about your occupation. In your main paid job over the past year, what kind of work did you do? Please give as much detail as you can about your main occupation. If you have not been in paid employment over the last year, please describe your last paid job.

See Appendix Three

a. Job title

b. Main tasks that you do

c. Kind of business or industry

8. **{P19Q8}** Is (was) that job for ...

A private company or business	1	1549	51.7
Non-profit organisation e.g. university	2	253	8.4
Commonwealth, state or local government	3	708	23.6
Self-employed; in partnership; own business	4	485	16.2
	Total Valid	[2995]	[100.0]
	Missing Data	(563)	(15.8)

9. **{P19Q9}** How many children, aged under 18 years, do you have living with you at home?

None.....	0	2271	67.5
One.....	1	447	13.3
Two.....	2	426	12.7
Three.....	3	181	5.4
Four or more.....	4	38	1.1
	Total Valid	[3363]	[100.0]
	Missing Data	(195)	(5.5)

10. **{P19Q10}** How many adults (persons 18 years or over) live in your household, including yourself?

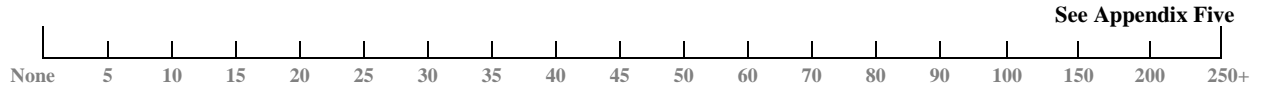
One.....	1	573	16.9
Two.....	2	2016	59.5
Three.....	3	477	14.1
Four.....	4	260	7.7
Five or more.....	5	64	1.9
	Total Valid	[3390]	[100.0]
	Missing Data	(168)	(4.7)

11. **{P19Q11}** All in all, what was your own personal income last year, before tax – about how many thousand dollars? (*Please circle a number closest to your income before tax*).

See Appendix Four



12. {P20Q12} All in all, what was your household income last year, before tax, including your own personal income – about how many thousand dollars? (Please circle a number closest to your household income before tax).



13a. What do you expect the Australian Government to deliver to you?

13b. What are your responsibilities to the Australian Government?

13c. What are your responsibilities to your fellow Australians?

Thank you very much for contributing your views and experience to our research

Please post the questionnaire as soon as possible in the Reply Paid Envelope
If you have lost the envelope -
please address the survey to Reply Paid 170, Civic Square ACT 2608 – no stamp is required.

FUTURE CONTACT WITH YOU

Over the next 5 years, my research will move toward understanding more about what Australians expect of the Australian government and the degree to which the Australian government is meeting these expectations.

We would very much like to survey you again at some stage in the future. If you are prepared to be involved please provide your name and address below. We assure you that this personal information will only be used by us for research purposes, will not be given to any third party and will be stored under lock and key. Your confidentiality will always be assured by me. The sequence numbers that we put in the questionnaires are used as an aid to keeping track of who has and hasn't responded so that we can send reminders. The answers that you provide me in this and other surveys will always be stored separately from your contact details and your responses will never be linked to your name.

Thank you again for your assistance

Valerie Braithwaite
Principal Investigator
Australian National University 2005

Please be involved in our future research

Your Name: _____

Address: _____

Suburb / Locality: _____

State _____ Postcode _____

Confidential – To be removed when returned completed.

APPENDIX ONE

2. {P18Q2} What is your age in years? _____ years

Value Label	Value	Frequency	Valid %
	17	1	0
	18	21	0.6
	19	35	1
	20	40	1.2
	21	40	1.2
	22	41	1.2
	23	27	0.8
	24	35	1
	25	30	0.9
	26	40	1.2
	27	37	1.1
	28	34	1
	29	29	0.8
	30	41	1.2
	31	38	1.1
	32	38	1.1
	33	61	1.8
	34	60	1.7
	35	45	1.3
	36	61	1.8
	37	43	1.2
	38	62	1.8
	39	57	1.7
	40	69	2
	41	59	1.7
	42	71	2.1
	43	81	2.3
	44	89	2.6
	45	83	2.4
	46	72	2.1
	47	76	2.2
	48	80	2.3
	49	68	2
	50	96	2.8
	51	67	1.9
	52	86	2.5
	53	77	2.2
	54	83	2.4
	55	98	2.8
	56	77	2.2
	57	90	2.6
	58	79	2.3
	59	76	2.2
	60	78	2.3
	61	49	1.4
	62	50	1.4
	63	59	1.7
	64	50	1.4
	65	41	1.2
	66	57	1.7
	67	68	2
	68	65	1.9
	69	49	1.4
	70	46	1.3
	71	25	0.7
	72	32	0.9
	73	33	1
	74	21	0.6
	75	27	0.8
	76	30	0.9
	77	24	0.7
	78	28	0.8
	79	27	0.8
	80	26	0.8
	81	12	0.3
	82	14	0.4
	83	10	0.3
	84	8	0.2
	85	5	0.1
	86	6	0.2
	87	3	0.1
	88	3	0.1
	89	3	0.1
	90	3	0.1
	92	1	0
	93	4	0.1
	Total	[3450]	(100.0)
	Missing	[108]	(3.0)
	Mean	49.89	
	Std Dev	15.89	

APPENDIX TWO

3. {SACC} In what country were you born? Coded from (P18Q3 AND P18Q3OTH)

Other (please specify-_____) 2

Value Label	Value	Frequency	Valid %
Former USSR nfd	912	3	0.1
Czechoslovakia nfd	914	2	0.1
Asia nfd	917	1	0
Australia	1101	2703	78
Norfolk Island	1102	1	0
New Zealand	1201	46	1.3
Papua New Guinea	1302	6	0.2
Vanuatu	1304	1	0
Fiji	1502	4	0.1
Samoa	1505	4	0.1
Tonga	1508	1	0
United Kingdom nfd	2100	88	2.5
England	2102	163	4.7
Northern Ireland	2104	4	0.1
Scotland	2105	25	0.7
Wales	2106	2	0.1
Ireland	2201	11	0.3
Austria	2301	3	0.1
France	2303	3	0.1
Germany	2304	19	0.5
Netherlands	2308	30	0.9
Switzerland	2311	3	0.1
Denmark	2401	2	0.1
Finland	2403	1	0
Sweden	2407	3	0.1
Italy	3104	35	1
Malta	3105	11	0.3
Bosnia & Herzegovina	3202	1	0
Croatia	3204	9	0.3
Cyprus	3205	2	0.1
Macedonia	3206	2	0.1
Greece	3207	9	0.3
Yugoslavia	3213	10	0.3
Belarus	3301	1	0
Czech Republic	3302	2	0.1
Estonia	3303	2	0.1
Hungary	3304	3	0.1
Latvia	3305	1	0
Lithuania	3306	1	0
Poland	3307	12	0.3
Russian Federation	3308	1	0

Slovakia	3311	1	0
Ukraine	3312	1	0
Egypt	4102	5	0.1
Iran	4203	4	0.1
Iraq	4204	1	0
Lebanon	4208	7	0.2
Turkey	4215	3	0.1
Burma	5101	6	0.2
Cambodia	5102	1	0
Laos	5103	2	0.1
Thailand	5104	3	0.1
Viet Nam	5105	20	0.6
Indonesia	5202	9	0.3
Malaysia	5203	19	0.5
Philippines	5204	24	0.7
Singapore	5205	5	0.1
China (excl SARS,Tai Hong Kong)	6101	15	0.4
Taiwan	6102	10	0.3
Japan	6105	3	0.1
South Korea	6201	2	0.1
India	6203	4	0.1
Pakistan	7103	17	0.5
Sri Lanka	7106	1	0
Afganistan	7107	9	0.3
Canada	7201	4	0.1
USA	8102	10	0.3
Argentina	8104	8	0.2
Chile	8201	2	0.1
Uruguay	8204	5	0.1
El Salvador	8215	1	0
Liberia	8303	1	0
Southern & East Afri	9118	1	0
Ethiopia	9200	1	0
Mauritius	9207	1	0
Seychelles	9214	3	0.1
Somalia	9223	1	0
South Africa	9224	1	0
Uganda	9225	18	0.5
Zambia	9228	1	0
Zimbabwe	9231	1	0
	9232	5	0.1
Total		[3467]	(100.0)
Missing		[91]	(2.6)
Mean		1630.57	
Std Dev		1423.85	

APPENDIX THREE

7. {P19Q7} Next, we would like to ask you about your occupation. In your main paid job over the past year, what kind of work did you do? Please give as much detail as you can about your main occupation. If you have not been in paid employment over the last year, please describe your last paid job.

a. {ASCO} Job title coded from {P19Q7A}

Value Label	Value	Frequency	Valid %				
Missing	9	271	7.6	Other Natural and Ph	2119	1	0
Not Applicable	98	56	1.6	BUILDING AND	2120	3	0.1
Don't know	99	1	0	ENGINEER			
Disabled	989	20	0.6	Architects and Lands	2121	6	0.2
Student	991	13	0.4	Quantity Surveyors	2122	1	0
Home Duties	992	101	2.8	Cartographers and Su	2123	3	0.1
Pensioner	993	36	1	Civil Engineers	2124	3	0.1
Retired	994	78	2.2	Electrical and Elect	2125	12	0.3
Unemployed	995	4	0.1	Mechanical, Producti	2126	8	0.2
Voluntary Work	996	9	0.3	Mining and Materials	2127	1	0
Investor	997	6	0.2	Other Building and E	2129	2	0.1
Inadequately describ	998	32	0.9	Accountants	2211	38	1.1
Not in the labour fo	999	18	0.5	Auditors	2212	3	0.1
MANAGERS AND	1000	2	0.1	Corporate Treasurers	2213	1	0
ADMINIS				Marketing and Advert	2221	11	0.3
Legislators and Gove	1111	2	0.1	Technical Sales Repr	2222	9	0.3
General Managers	1112	54	1.5	Computing Profession	2231	48	1.3
Building and Constru	1191	10	0.3	Human Resource Profe	2291	36	1
Importers, Exporters	1192	8	0.2	Librarians	2292	10	0.3
Manufacturers	1193	12	0.3	Mathematicians, Stat	2293	2	0.1
SPECIALIST	1200	1	0	Business and Organis	2294	25	0.7
MANAGERS				Property Professiona	2295	2	0.1
RESOURCE	1210	2	0.1	Other Business and I	2299	11	0.3
MANAGERS				Generalist Medical P	2311	9	0.3
Finance Managers	1211	7	0.2	Specialist Medical P	2312	14	0.4
Company Secretaries	1212	5	0.1	Nurse Managers	2321	4	0.1
Human Resource	1213	11	0.3	Nurse Educators and	2322	2	0.1
Manag				Registered Nurses	2323	72	2
Engineering Managers	1221	3	0.1	Registered Midwives	2324	5	0.1
Production Managers	1222	14	0.4	Registered Mental He	2325	1	0
Supply and Distribut	1223	8	0.2	Registered Developme	2326	1	0
Information Technolo	1224	13	0.4	Dental Practitioners	2381	2	0.1
Sales and Marketing	1231	33	0.9	Pharmacists	2382	8	0.2
Policy and Planning	1291	4	0.1	Occupational Therapi	2383	6	0.2
Health Services Mana	1292	4	0.1	Optometrists	2384	1	0
Education Managers	1293	13	0.4	Physiotherapists	2385	6	0.2
Commissioned Officer	1294	7	0.2	Speech Pathologists	2386	1	0
Child Care Co-ordina	1295	3	0.1	Chiropractors and Os	2387	2	0.1
Media Producers and	1296	1	0	Medical Imaging Prof	2391	9	0.3
Other Specialist Man	1299	12	0.3	Veterinarians	2392	5	0.1
FARMERS AND	1310	10	0.3	Dietitians	2393	2	0.1
FARM MAN				Natural Therapy Prof	2394	1	0
Mixed Crop and Lives	1311	24	0.7	Other Health Profess	2399	4	0.1
Livestock Farmers	1312	33	0.9	EDUCATION	2400	2	0.1
Crop Farmers	1313	11	0.3	PROFESSION			
PROFESSIONALS	2000	2	0.1	SCHOOL TEACHERS	2410	34	1
NATURAL AND	2110	3	0.1	Pre-Primary School T	2411	7	0.2
PHYSICAL				Primary School Teach	2412	54	1.5
Chemists	2111	1	0	Secondary School Tea	2413	45	1.3
Geologists and Geoph	2112	2	0.1	Special Education Te	2414	13	0.4
Life Scientists	2113	3	0.1	University Lecturers	2421	18	0.5
Environmental and Ag	2114	10	0.3	Vocational Education	2422	22	0.6
Medical Scientists	2115	4	0.1				

Extra-Systemic Teach	2491	9	0.3	Ambulance Officers a	3491	3	0.1
English as a Second	2492	2	0.1	Dental Associate Pro	3492	2	0.1
Education Officers	2493	3	0.1	Massage Therapists	3494	8	0.2
Social Workers	2511	5	0.1	Police Officers	3911	14	0.4
Welfare and	2512	16	0.4	Primary Products Ins	3991	3	0.1
Communit				Safety Inspectors	3992	1	0
Counsellors	2513	10	0.3	Sportspersons, Coach	3993	9	0.3
Psychologists	2514	9	0.3	Senior Fire Fighters	3995	1	0
Ministers of Religio	2515	13	0.4	Retail Buyers	3996	2	0.1
Legal Professionals	2521	11	0.3	Library Technicians	3997	3	0.1
Urban and Regional P	2523	2	0.1	Other Miscellaneous	3999	2	0.1
Other Social Profess	2529	2	0.1	TRADESPERSONS	4000	1	0
ARTISTS AND	2530	1	0	AND RE			
RELATED				Metal Fitters and Ma	4112	20	0.6
Visual Arts and Craf	2531	2	0.1	Toolmakers	4113	3	0.1
Photographers	2532	3	0.1	Aircraft Maintenance	4114	6	0.2
Designers and Illust	2533	14	0.4	Precision Metal Trad	4115	1	0
Journalists and Rela	2534	10	0.3	Structural Steel and	4122	7	0.2
Authors and Related	2535	3	0.1	Metal Casting Trades	4125	1	0
Musicians and Relate	2537	5	0.1	Motor Mechanics	4211	16	0.4
Actors, Dancers and	2538	1	0	Automotive Electrici	4212	2	0.1
Media Presenters	2539	2	0.1	Panel Beaters	4213	1	0
Air Transport Profes	2541	8	0.2	Vehicle Painters	4214	2	0.1
Sea Transport Profes	2542	4	0.1	Vehicle Body Makers	4215	1	0
Occupational and Env	2543	4	0.1	Vehicle Trimmers	4216	1	0
Other Professionals	2549	2	0.1	ELECTRICAL AND	4310	1	0
SCIENCE,	3100	1	0	ELECT			
ENGINEERING				Electricians	4311	20	0.6
MEDICAL AND	3110	1	0	Refrigeration and Ai	4312	3	0.1
SCIENCE				Electrical Distribut	4313	2	0.1
Medical Technical Of	3111	8	0.2	Electronic and Offic	4315	4	0.1
Science Technical Of	3112	7	0.2	Communications Trade	4316	7	0.2
BUILDING AND	3120	1	0	CONSTRUCTION	4400	3	0.1
ENGINEE				TRADESP			
Building, Architectu	3121	23	0.6	Carpentry and Joiner	4411	12	0.3
Civil Engineering As	3122	1	0	Fibrous Plasterers	4412	2	0.1
Electrical Engineeri	3123	1	0	Bricklayers	4414	8	0.2
Electronic Engineeri	3124	4	0.1	Solid Plasterers	4415	1	0
Mechanical Engineeri	3125	8	0.2	Wall and Floor Tiler	4416	3	0.1
Other Building and E	3129	6	0.2	Painters and Decorat	4421	6	0.2
Branch Accountants a	3211	8	0.2	Signwriters	4422	2	0.1
Financial Dealers an	3212	8	0.2	Floor Finishers	4423	1	0
Financial Investment	3213	8	0.2	Plumbers	4431	10	0.3
Office Managers	3291	52	1.5	Meat Tradespersons	4511	3	0.1
Project and Program	3292	62	1.7	Bakers and Pastrycoo	4512	6	0.2
Real Estate Associat	3293	23	0.6	Cooks	4513	12	0.3
Computing Support Te	3294	11	0.3	Other Food Tradesper	4519	1	0
Shop Managers	3311	45	1.3	Farm Overseers	4611	2	0.1
HOSPITALITY AND	3320	1	0	Animal Trainers	4614	3	0.1
ACCO				Greenkeepers	4622	3	0.1
Restaurant and Cater	3321	18	0.5	Gardeners	4623	7	0.2
Chefs	3322	11	0.3	Graphic Pre-Press Tr	4911	4	0.1
Hotel and Motel Mana	3323	8	0.2	Printing Machinists	4912	5	0.1
Club Managers (Licen	3324	7	0.2	Wood Machinists and	4921	2	0.1
Caravan Park and	3325	3	0.1	Cabinetmakers	4922	2	0.1
Cam				Other Wood Tradesper	4929	3	0.1
Other Hospitality an	3329	4	0.1	Hairdressers	4931	18	0.5
Customer Service Man	3392	7	0.2	Clothing Tradesperso	4941	2	0.1
Transport Company	3393	6	0.2	Marine Construction	4981	1	0
Ma				Glass Tradespersons	4982	4	0.1
Other Managing Super	3399	22	0.6				
Enrolled Nurses	3411	7	0.2				
Welfare Associate Pr	3421	13	0.4				

Florists	4984	3	0.1	Textile and Footwear	7212	4	0.1
Fire Fighters	4985	7	0.2	Plastics Production	7291	5	0.1
Chemical, Petroleum	4987	2	0.1	Rubber Production Ma	7292	1	0
Power Generation Pla	4988	2	0.1	Wood Processing Mach	7294	4	0.1
Defence Force Member	4991	4	0.1	Paper Products Machi	7295	3	0.1
Performing Arts Supp	4992	3	0.1	Glass Production Mac	7296	1	0
Other Miscellaneous	4999	2	0.1	Other Intermediate M	7299	3	0.1
Secretaries and Pers	5111	63	1.8	Truck Drivers	7311	30	0.8
Bookkeepers	5911	23	0.6	Bus and Tram Drivers	7312	11	0.3
Credit and Loans Off	5912	7	0.2	Automobile Drivers	7313	12	0.3
Advanced Legal and R	5991	9	0.3	Delivery Drivers	7314	14	0.4
Court and Hansard Re	5992	1	0	Train Drivers and As	7315	2	0.1
Insurance Agents	5993	5	0.1	Miners	7911	8	0.2
Insurance Risk Surve	5994	5	0.1	Structural Steel Con	7913	2	0.1
Desktop Publishing O	5995	1	0	Insulation and Home	7914	5	0.1
Other Miscellaneous	5999	2	0.1	Motor Vehicle Parts	7991	2	0.1
General Clerks	6111	34	1	Product Quality Cont	7992	11	0.3
Keyboard Operators	6121	20	0.6	Storepersons	7993	19	0.5
Receptionists	6131	52	1.5	Seafarers and Fishin	7994	3	0.1
Accounting Clerks	6141	38	1.1	Forestry and Logging	7995	2	0.1
Payroll Clerks	6142	11	0.3	Printing Hands	7996	3	0.1
Bank Workers	6143	19	0.5	Registry and Filing	8111	5	0.1
Insurance Clerks	6144	3	0.1	Mail Sorting Clerks	8112	2	0.1
Money Market and Sta	6145	1	0	Switchboard Operator	8113	1	0
Production Recording	6151	2	0.1	Messengers	8114	3	0.1
Transport and Despat	6152	10	0.3	Office Trainees	8116	2	0.1
Stock and Purchasing	6153	28	0.8	Other Elementary Cle	8119	4	0.1
Inquiry and Admissio	6191	32	0.9	Sales Assistants	8211	101	2.8
Library Assistants	6192	4	0.1	Checkout Operators a	8291	22	0.6
Personnel Clerks	6193	4	0.1	Ticket Salespersons	8292	5	0.1
Intermediate Inspect	6194	15	0.4	Street Vendors and R	8293	3	0.1
Other Intermediate C	6199	13	0.4	Telemarketers	8294	4	0.1
Sales Representative	6211	26	0.7	Sales Demonstrators	8295	1	0
Motor Vehicle and Re	6212	3	0.1	Service Station Atte	8296	2	0.1
Retail and Checkout	6213	15	0.4	Other Elementary Sal	8299	3	0.1
Education Aides	6311	29	0.8	Guards and Security	8311	11	0.3
Children's Care Work	6312	29	0.8	Laundry Workers	8315	9	0.3
Special Care Workers	6313	53	1.5	Other Elementary Ser	8319	11	0.3
Personal Care and Nu	6314	17	0.5	LABOURERS AND	9000	1	0
Hotel Service Superv	6321	2	0.1	RELATE			
Bar Attendants	6322	11	0.3	Cleaners	9111	36	1
Waiters	6323	12	0.3	PROCESS WORKERS	9210	4	0.1
Dental Assistants	6391	3	0.1	Engineering Producti	9211	2	0.1
Veterinary Nurses	6392	1	0	Product Assemblers	9212	3	0.1
Prison Officers	6393	4	0.1	Meat and Fish Proces	9213	1	0
Personal Care Consul	6395	5	0.1	Other Food Factory H	9214	3	0.1
Fitness Instructors	6396	7	0.2	Wood Products Factor	9215	1	0
Travel and Tourism A	6397	9	0.3	Other Process Worker	9219	3	0.1
Other Intermediate S	6399	6	0.2	Hand Packers	9221	11	0.3
INTERMEDIATE	7100	3	0.1	Packagers and Contai	9222	5	0.1
PLANT O				Mining Support Worke	9911	1	0
Mobile Construction	7111	9	0.3	Paving and Surfacing	9913	1	0
Forklift Drivers	7112	8	0.2	Construction and Plu	9916	12	0.3
Other Mobile Plant O	7119	7	0.2	Concreters	9917	3	0.1
Crane, Hoist and Lif	7122	1	0	Electrical and Telec	9918	1	0
Engineering Producti	7123	8	0.2	Other Mining, Constr	9919	3	0.1
Other Intermediate S	7129	4	0.1	Farm Hands	9921	16	0.4
INTERMEDIATE	7200	3	0.1	Nursery and Garden L	9922	7	0.2
MACHINE				Kitchenhands	9931	21	0.6
Sewing Machinists	7211	4	0.1				

Fast Food Cooks	9932	1	0
Food Trades Assistan	9933	4	0.1
Freight and Furnitur	9992	4	0.1
Handypersons	9993	7	0.2
Other Miscellaneous	9999	7	0.2
Total		[3558]	[100.0]
Missing		(0)	(0.0)
Mean		3764.30	
Std Dev		2706.45	
Median			

APPENDIX FOUR

11. **{P19Q11}** All in all, what was your own personal income last year, before tax – about how many thousand dollars? (*Please circle a number closest to your income before tax.*)

Value Label	Value	Frequency	Valid %
	0	157	4.8
	3	11	0.3
	5	142	4.4
	6	1	0
	7	2	0.1
	8	5	0.2
	9	3	0.1
	10	372	11.4
	12	2	0.1
	13	17	0.5
	15	310	9.5
	18	6	0.2
	20	236	7.2
	23	2	0.1
	25	237	7.3
	28	7	0.2
	30	250	7.7
	33	4	0.1
	35	211	6.5
	38	5	0.2
	39	1	0
	40	189	5.8
	43	4	0.1
	45	132	4
	48	3	0.1
	50	244	7.5
	55	17	0.5
	60	211	6.5
	65	7	0.2
	70	127	3.9
	75	5	0.2
	80	92	2.8
	85	2	0.1
	90	63	1.9
	95	1	0
	100	101	3.1
	125	7	0.2
	150	39	1.2
	200	12	0.4
250+	250	27	0.8
Total		[3264]	(100.0)
Missing		[294]	(8.3)
Mean		38.08	
Std Dev		35.45	

APPENDIX FIVE

12. **{P20Q12}** All in all, what was your household income last year, before tax, including your own personal income – about how many thousand dollars? (*Please circle a number closest to your household income before tax.*)

Value Label	Value	Frequency	Valid %
	0	46	1.5
	3	1	0
	5	24	0.8
	8	2	0.1
	10	131	4.1
	12	2	0.1
	13	10	0.3
	15	118	3.7
	18	5	0.2
	20	202	6.4
	23	3	0.1
	25	166	5.2
	28	5	0.2
	30	182	5.8
	33	5	0.2
	35	156	4.9
	38	6	0.2
	40	153	4.8
	43	5	0.2
	45	109	3.4
	48	3	0.1
	50	211	6.7
	53	1	0
	55	8	0.3
	60	250	7.9
	65	11	0.3
	70	228	7.2
	75	4	0.1
	80	212	6.7
	85	2	0.1
	90	184	5.8
	95	2	0.1
	100	366	11.6
	104	1	0
	120	1	0
	125	28	0.9
	150	198	6.3
	175	9	0.3
	200	54	1.7
	205	1	0
	225	1	0
250+	250	56	1.8
Total		[3162]	(100.0)
Missing		[396]	(11.1)
Mean		65.87	
Std Dev		48.68	

Australian Democracy Tomorrow – Where should we go, how should we get there? – A survey of community attitudes, beliefs and expectations from the Australian National University 2005.

Overview of the survey

The survey was conducted by Datacol Research Pty Ltd on behalf of the Centre for Tax System Integrity (CTSI) between June 2005 and February 2006.

This survey was presented as a 20 page self-completion questionnaire containing approximately 275 questions. The questionnaire mostly consisted of attitude scales measuring attributes of interest to the study, some new, some from earlier CTSI research work, as well as a small number of open ended questions about expectations of government and individual responsibilities. There was also a comprehensive selection of demographic and background variables. The attitudes scales covered such areas as: financial wellbeing; trust in government organisations, expectations of government; views on Australian democracy; attitudes about the economy, competition, rules and regulations; societal goals, and views on taxation and the Australian Tax Office. Respondents were also invited to indicate their willingness to be involved in future CTSI research by writing their name and address in a special section on the back cover of the questionnaire.

Sample Design

A sample of 12,000 electors was drawn from the Australian Electoral Roll using probability proportional to size sampling (PPS) within state and territory. To generate the random sample within each state and territory the total enrolled electors were counted, allocated a unique number derived from their position on the microfiche and then sampled randomly using the Australia wide sampling fraction of 1/1102. Each selected position was then found on the microfiche and the name and address was entered into the survey management database.

Table 1. State electoral distribution and sample

State / Territory	Enrolled 11 Feb 2005	Sampled
NSW	4,359,958	3,960
Vic	3,359,817	3,051
Qld	2,500,874	2,265
SA	1,065,675	966
WA	1,268,437	1,154
Tas	343,617	313
NT	103,694	94
ACT ¹	219,831	197
Total	13,221,903	12,000

Survey distribution and follow-up of non-response

The survey process was modelled on the Dillman Total Design Method (1978). The method provides for an attractive survey booklet with clear question layout and for multiple mailings following up non-respondents over a period of time. Up to 5 mail contacts were made during this survey in an effort to reduce non-response.

¹ For an unknown reason, the 11Feb2005 microfiche was not available for the ACT. The Feb 2004 microfiche, being the most recent available was used instead.

A “pre-letter” setting out the aims of the study and designed to stimulate interest and participation was posted to each of the 12,000 selected respondents on 29 June 2005. The letter explained the intent of the study, identified the ANU as the sponsoring organisation, guaranteed respondent confidentiality, and referred potential respondents to a Free call 1800 number should they have any questions. A number of refusals and returns-to-sender were received from this 1st mailing.

Fifteen days later, on 14 July 2005 the questionnaire package was posted to the 11,489 persons who had not declined to be involved following their receipt of the “pre-letter”. The package comprised a covering letter, the questionnaire and a reply-paid envelope. The covering letter reiterated the aims and sponsorship of the study and again referred potential respondents to a Free call 1800 number should they have any questions. To remove any time pressure from respondents and to prevent respondents from declaring that they had missed a cut-off date, no specific return date was nominated for the questionnaire. Each questionnaire contained an identification number to allow selective follow-up of non-respondents and the exclusion from follow-up of respondents.

Following an interval of 18 days from the questionnaire mail-out (on 1 Aug 2005) the 10,087 non-respondents were identified from the management database and were sent a reminder letter encouraging them to have their say and to respond as soon as possible.

A second questionnaire was posted to the 8,748 non-respondents following an interval of a further 15 days on 16 August 2005. Again this mailing package comprised a covering letter, an identified copy of the questionnaire and a reply-paid envelope.

Finally on 10 September 2005 a final reminder letter was sent to the 7160 remaining non-respondents.

Throughout the survey administration period, respondents who telephoned the 1800 Free call number who had lost or misplaced their questionnaire were sent a replacement.

Response Rate

By the end of October 2005 a total of 3543 useable responses had been received. When the last completed questionnaire was received in mid February 2006, the total of useable responses stood at 3558. Some 36 useable responses were received from which the ID number had been removed. These respondents could therefore not be eliminated from subsequent reminder mailings.

After adjusting for out of scope respondents, a response rate of 33.5% was achieved. The raw response rate was 29.7%. The final number of responses classified by type is shown in Table 2.

Table 2. Number and percentage of responses classified by type

	Count	Percent of all sample points	Percent of In-scope sample points
Drawn sample	12,000	100.0	
Out of scope (return to sender, deceased, incapable)	1,374	11.5	
In scope	10,626	88.6	100.0
Explicit refusals	269	2.2	2.5
Completed survey	3558	29.7	33.5